

# CRIME IN VIRGINIA 2022



**COMPILED BY THE  
DEPARTMENT OF  
STATE POLICE**

Data Analysis &  
Reporting Team

# CRIME IN VIRGINIA



JANUARY-DECEMBER, 2022

Virginia  
Uniform  
Crime  
Reporting  
Program

DEPARTMENT OF STATE POLICE  
Colonel Gary T. Settle Superintendent  
RICHMOND



# Foreword

Crime is of great concern to all citizens of Virginia. By use of crime statistics, criminal justice agencies can make an informed decision concerning the most efficient and effective manner in which to dedicate their limited resources toward the reduction of crime in their communities. The Data Analysis and Reporting Team (DART) of the Virginia Department of State Police manages the Uniform Crime Reporting (UCR) Program. The UCR Program is a system of collecting and analyzing crime statistics gathered on selected crimes by participating law enforcement agencies throughout the Commonwealth. We acknowledge the efforts made by these agencies in making this report accurate and concise.

All information in this report uses an incident based reporting format. The Incident Based Reporting (IBR) central repository went into production in January 1994. At that time all contributing agencies were given five years to convert their summary system into an incident based system. By 2000, all participating agencies were reporting incident based data. As of 2019, we at the Department of State Police, procured a new repository system for better quality control and release of crime data throughout the Commonwealth. The results of the new repository system are reflected in the updated layout and reports for this year's Crime In Virginia report.

Annual crime data for individual agencies is located in the section entitled "NIBRS Agency Crime Overview". Please note that if an agency did not submit an entire year of data, the footnote beside the agency's name represents the number of months of submission. The statewide population 8,696,955 is a 2022 provisional estimate provided by the Weldon Cooper Center For Public Service, University of Virginia.

In accordance with the *Code of Virginia*, the Department of State Police, as the central repository, collects crime information from participating agencies. The most accurate information available in Virginia is used to generate the statistics contained in this annual report. IBR statistics were originally for police agencies only, but community concern has generated a use by both public and private sources. This use increases yearly. The IBR information has become the primary vehicle used to evaluate levels of criminal activity in jurisdictions throughout Virginia.

The participation and cooperation of all agencies making this publication possible is sincerely appreciated. The quality of the program continues to be maintained through their cooperative efforts.

Colonel Gary T. Settle  
Superintendent

## Dedication

This publication is dedicated to the memory of the following law enforcement officers who died while performing their duties during 2022.

Police Officer John Painter  
Bridgewater College Police Department, VA  
Age: 55  
End of Watch: Tuesday, February 1, 2022

Police Officer Caleb D. Ogilvie  
Covington Division of Police, VA  
Age: 35  
End of Watch: Monday, March 14, 2022

## 2022

### Facts At A Glance

- The total number of incidents reported was 355,077. (Page 10)
- The total number of offenses reported was 395,864 and the month of August had the greatest numbers of offenses reported with 35,286. (Page 9 & 10)
- In the number of reported incidents, there were 412,961 Group A Crimes reported by the contributing agencies. (Page 8)
- Of the 20,549 violent crimes reported, 47.6% occurred in the residence/home. (Page 55)
- There were 5,934 victims of the 5,556 forcible sex offenses reported by the contributing agencies. (Page 19)
- The total theft of property was \$604,296,226. Stolen automotive and financial property accounted for a property loss of \$237,966,365 and \$228,672,998 respectively. (Page 46)
- Firearms represented 44.5% of all known weapons used in aggravated assaults. Of all victims of aggravated assault, 53.5% had some type of injury. (Page 16)
- There were 2,903 assaults on officers reported in Virginia. More than one-quarter (26.3%) involved some type of injury to the officer. (Page 78)
- Of the 182 hate crime incidents, 189 offenses were reported. Of the 189 offenses, 95.2% were assault offenses (aggravated assault, simple assault, intimidation) or vandalism/damage of property offenses. (Page 61)
- Drug arrests decreased 8.8% with the largest decrease in the 18-24 age group (24.4%). (Page 69)

Data fluctuates as investigations continue. Data reflected in this publication is as of April 3, 2023. If an occurrence or incident date is unknown, the date used for data collection is the date the incident was reported. If a range of dates, the date used is the first date of the range.

Clearance Rates: The IBR system does not accurately reflect the volume of clearances each department produces each year. Additionally, the number of arrests in a jurisdiction does not provide precise offense clearance information in that one person arrested could clear multiple offenses. Please contact individual agencies for incident clearance information.

# TABLE OF CONTENTS

| <b>Section</b>                           | <b>Page</b> |
|--|-------------|
| History                                  | 1           |
| UCR System Objectives                    | 1           |
| Incident Based Reporting                 | 2           |
| Crime Factors                            | 3           |
| Definitions                              | 4           |
| Crime Trends                             | 8           |
| Monthly Group A Offense Categories       | 9           |
| Crime Clock                              | 10          |
| <b>CRIMES AGAINST PERSON</b>             |             |
| Murder / Nonnegligent Manslaughter (09A) | 12          |
| Aggravated Assault (13A)                 | 15          |
| Forcible Sex Offenses (11A-11D)          | 19          |
| Kidnapping/Abduction (100)               | 23          |
| <b>CRIMES AGAINST PROPERTY</b>           |             |
| Robbery (120)                            | 27          |
| Burglary (220)                           | 32          |
| Fraud (26A-26G)                          | 35          |
| Larceny (23A-23H)                        | 39          |
| Motor Vehicle Theft (240)                | 43          |
| Value of Property Loss                   | 46          |
| <b>CRIMES AGAINST SOCIETY</b>            |             |
| Drug/Narcotics Violations (35A-35B)      | 48          |
| Pornography/Obscene Material (370)       | 50          |
| Weapons Law Violations (520)             | 52          |

VIOLENT CRIME

|   |    |
|---|----|
| Violent Crime Offenses (09A, 13A, 120, 11A-11C) | 55 |
| Victim Demographics                             | 56 |
| Offender Demographics                           | 58 |
| Type of Weapon/Force Involved                   | 59 |

HATE CRIME

|                       |    |
|-----------------------|----|
| Hate Crime Offenses   | 61 |
| Victim Demographics   | 62 |
| Offender Demographics | 64 |

ARREST DATA

|                            |    |
|----------------------------|----|
| All Arrestees by Age Range | 67 |
| All Arrestees by Race      | 67 |
| All Arrestees by Sex       | 67 |
| By Offense                 | 68 |
| Required Gang Information  | 75 |

|   |    |
|---|----|
| Law Enforcement Officers Killed & Assaulted | 77 |
|---|----|

|                           |    |
|---------------------------|----|
| Officer Involved Shooting | 80 |
|---------------------------|----|

|                                     |    |
|-------------------------------------|----|
| Full-Time Law Enforcement Employees | 83 |
|-------------------------------------|----|

|                       |    |
|-----------------------|----|
| Virginia Crime Online | 85 |
|-----------------------|----|



# Virginia Uniform Crime Reporting Program

## HISTORY

Development of the nationwide summary Uniform Crime Reporting (UCR) Program began over ninety years ago. In 1930, crime counts were first requested from local police departments, with the Federal Bureau of Investigation designated by Congress to collect, compile, and analyze these figures. The Committee on Uniform Crime Records of the International Association of Chiefs of Police played a primary role in the origin and development of the UCR Program and serves in a strong advisory capacity. In 1966, the National Sheriffs' Association (NSA) established a Committee on Uniform Crime Reporting to serve in an advisory capacity to the NSA membership and the National Uniform Crime Reporting Program. Today, this committee and similar committees within the state law enforcement associations are active in promoting interest in the UCR Program. Standardized offense classifications and scoring procedures to ensure uniformity and consistency of data were major components in all of these reports. All of the Uniform Crime Reports were designed to be a by-product of information that a law enforcement agency should routinely compile for its own efficient administration and performance. The underlying philosophy and focus is and always has been oriented toward the creation of police statistics for use by law enforcement agencies. The unique nature of the program, however, also makes the data invaluable for use by elected officials and the public.

The FBI has actively assisted individual states in the development of statewide programs of police statistics compatible with the national system. These state statistical programs provide the advantage of increased coverage of reporting by law enforcement agencies. State systems also provide direct and frequent service to law enforcement agencies in assuring completeness and quality of information provided by them. Through coordination by the state collection agency, the data is available for use by the state while substantially streamlining the collection and reporting machinery for the national program.

Prior to June 30, 1974, no mandatory uniform crime reporting law existed in Virginia, and of the 288 agencies in the Commonwealth, 162 or 56% were voluntarily reporting directly to the Federal Bureau of Investigation. As of 2022, participation is at 99%, covering most of the Commonwealth. Effective law enforcement requires the cooperation and coordination of all law enforcement agencies within and among political subdivisions. Such efforts become possible only through the collection and statistical analyses of complete and accurate information.

The need for complete and accurate information on the number of offenses and offenders was long recognized in the state. The system developed in Virginia produced vital information that assisted law enforcement agencies throughout the state by furnishing information for management decisions and planning programs. Virginia has now converted to a more extensive data collection system. This new system is discussed on the following page.

A statewide UCR program informs the Governor, Legislature, local and state law enforcement agencies, other governmental officials, and the public as to the nature, magnitude and trends of crime in Virginia. Through the collection of timely and reliable statistical information, local and state officials are better able to assess the direction and impact of crime.

## UCR SYSTEM OBJECTIVES

The fundamental objectives of the Virginia Uniform Crime Reporting Program are:

- 1) To inform the Governor, Legislature, and other governmental officials, and the public as to the nature of the crime problem in Virginia—its magnitude and its trend.
- 2) To provide law enforcement administrators with criminal statistics for administrative and operational use.
- 3) To provide base data and statistics to measure the workload and effectiveness of Virginia's criminal justice system.
- 4) To provide base data and statistics to measure the effects of prevention and deterrence programs.
- 5) To provide base data and statistics for research to improve the efficiency, effectiveness, and performance of criminal justice agencies.
- 6) To provide base data to assist in the assessment of social and other causes for the development of theories of criminal behavior.

# Incident Based Reporting

Virginia has been publishing crime data in an expanded format since 1994. This reporting system, fully implemented in 2000, is known as Incident Based Reporting (IBR). The following information is furnished to provide an overall description of IBR.

During the preliminary development of IBR by the Federal Bureau of Investigation, advice was solicited from the National Association of State UCR programs, the International Association of Chiefs of Police, the National Sheriffs' Association, the National Alliance of State Drug Enforcement Agencies and other federal, state and local criminal justice agencies.

The guidelines and specifications developed were provided to South Carolina for testing through a pilot program in 1987. As a result of this testing, further refinements were made. In 1988, a national conference was held to present these guidelines and obtain feedback from representatives of law enforcement agencies in attendance. Recommendations included efforts to implement this system nationally, that the Federal Bureau of Investigation would manage this program and that an Advisory Policy Board be formed to assist in the development and implementation of the new program.

Virginia formed a State UCR Committee in 1986 to follow the developments of IBR and to evaluate its impact. This committee was composed of representatives from the Virginia State Sheriffs' Association, the Virginia Association of Chiefs of Police, the Department of Criminal Justice Services, and the Department of State Police. The State UCR Committee created the UCR Forms Subcommittee, which included representatives from police and sheriffs' agencies, the State Police, and the Department of Criminal Justice Services. This subcommittee developed, tested and subsequently recommended a standard Incident Based Reporting form for use in Virginia. The Forms Subcommittee recommended this form be used at the option of the reporting agencies. Agencies, however, may use their own form to report the required data to the central repository. It is important, at this point, to recognize that the purpose of these forms was to *collect* the various information concerning criminal activity. Because of the numerous data elements collected, law enforcement agencies *report* this data to the central repository via an automated system.

The UCR Committee recommended that the Superintendent of the Department of State Police adopt the minimum, mandatory data standards recommended by the FBI and proceed with implementation of Incident Based Reporting in Virginia. In addition, the committee recommended that the data be collected which would relate the property to the offense, the type of property security/alarm system used, and the means by which the offender left the scene of the offense. Additional data is also collected on Law Enforcement Officers Killed and Assaulted (LEOKA), providing description of activities and assignments the officer was performing at the time of the offense, as well as offenses that were also classified as Hate Crimes (i.e., bias motivated).

Some of the major benefits derived from the IBR system include greater specificity in reporting; more correlation between offenses, property, victims, offenders, and arrestees; expanded victim/offender relationships; distinction between attempted and completed crimes and increased reporting of various circumstances relative to specific crimes. The IBR system requires that extensive data be reported for each *crime occurring* during a particular incident. Under the old summary system, only limited data concerning the *most serious crime* occurring during a particular incident was reported.

Information relating to two different levels of offenses is collected by the IBR system. The most serious offenses are designated as Group "A"; the less serious offenses are designated as Group "B." Group A offenses consist of 23 categories of crimes involving 52 different offenses; a maximum of 10 offenses per incident may be reported. Agencies are required to report 75 data elements for Group A offenses. Group B offenses, consisting of 7 crimes, only require reporting arrest data. Group A and B offense categories along with their definitions are provided beginning on page five.

While these figures are the most accurate available, it must be remembered that they represent a "snapshot" of incidents reported by local law enforcement agencies as well as follow UCR definitions. As such, it is possible that the number and categorization of offenses may differ when comparing these data with those from individual reporting agencies. If there are concerns with these differences, it is suggested that you contact the agency directly.

# Crime Factors

Direct comparisons or rankings of individual cities and counties based solely on the data presented in this publication should be done with caution. There are many factors that influence or contribute to crime. Crime in Virginia, however, restricts itself to population size alone to establish a crime rate. In addition to population size, some other factors believed to affect the type and volume of crime include:

- 1) Population density and degree of urbanization;
- 2) Population variations in composition and stability;
- 3) Economic conditions, including median income, poverty level, and employment availability;
- 4) Cultural factors, education, and religious characteristics;
- 5) Family cohesiveness;
- 6) Climate, including seasonal weather conditions;
- 7) Effective strength of the police force;
- 8) Administrative and investigative efficiency of police agencies;
- 9) The organization and cooperation of adjoining and overlapping police jurisdictions;
- 10) Attitudes and policies of the courts, prosecutors and corrections;
- 11) Citizen attitudes toward crime and police;
- 12) Crime reporting practices of citizens.

## **Definition of Crimes, Offenses, and Incidents**

### **Number of Crimes:**

The Number of Crimes measure is calculated using the FBI Unit of Count. It is set to the number of offenses except in the following cases:

- If Offense Type is Crimes against Person, then the count is set to Number of Victims.
- If Offense Type is Motor Vehicle Theft, then the count is set to Attempted Motor Vehicle Thefts plus the Number of Stolen Motor Vehicles.

### **Number of Offenses:**

This Measure counts the Number of offenses that match the selections.

In the case of violent crime, it counts 1 regardless of multiple victims and should not be used for disseminating NIBRS reportable crimes using the FBI rules of counting; Refer to the Number of Crimes above.

### **Number of Incidents:**

This measure counts the number of incidents with a specific offense type submitted. This value is typically lower than the number of offenses, as multiple offenses may be committed within a single incident.

## GROUP A OFFENSE DEFINITIONS

**Animal Cruelty:** Intentionally, knowingly, or recklessly taking an action that mistreats or kills any animal without just cause, such as torturing, tormenting, mutilation, maiming, poisoning, or abandonment.

**Arson:** To unlawfully and intentionally damage or attempt to damage any real or personal property by fire or incendiary device

**Aggravated Assault:** An unlawful attack by one person upon another wherein the offender uses a weapon or displays it in a threatening manner, or the victim suffers obvious severe or aggravated bodily injury involving apparent broken bones, loss of teeth, possible internal injury, severe laceration, or loss of consciousness

**Simple Assault:** An unlawful physical attack by one person upon another where neither the offender displays a weapon, nor the victim suffers obvious severe or aggravated bodily injury involving apparent broken bones, loss of teeth, possible internal injury, severe laceration, or loss of consciousness

**Intimidation:** To unlawfully place another person in reasonable fear of bodily harm through the use of threatening words and/or other conduct but without displaying a weapon or subjecting the victim to actual physical attack

**Bribery:** The offering, giving, receiving, or soliciting of anything of value (e.g., a bribe, gratuity, or kickback) to sway the judgment or action of a person in a position of trust or influence

**Burglary/Breaking and Entering:** The unlawful entry into a building or other structure with the intent to commit a felony or a theft

**Counterfeiting/Forgery:** The altering, copying, or imitation of something, without authority or right, with the intent to deceive or defraud by passing the copy or thing altered or imitated as that which is original or genuine; or, the selling, buying, or possession of an altered, copied, or imitated thing with the intent to deceive or defraud

**Destruction/Damage/Vandalism of Property:** To willfully or maliciously destroy, damage, deface, or otherwise injure real or personal property without the consent of the owner or the person having custody or control of it

**Drug/Narcotic Violations:** The unlawful cultivation, manufacture, distribution, sale, purchase, use, possession, transportation, or importation of any controlled drug or narcotic substance

**Drug Equipment Violations:** The unlawful manufacture, sale, purchase, possession, or transportation of equipment or devices utilized in preparing and/or using drugs or narcotics

**Embezzlement:** The unlawful misappropriation by an offender to his/her own use or purpose of money, property, or some other thing of value entrusted to his/her care, custody, or control

**Extortion/Blackmail:** To unlawfully obtain money, property, or any other thing of value, either tangible or intangible, through the use or threat of force, misuse of authority, threat of criminal prosecution, threat of destruction of reputation or social standing, or through other coercive means

**False Pretenses/Swindle/Confidence Game:** The intentional misrepresentation of existing fact or condition or the use of some other deceptive scheme or device to obtain money, goods, or other things of value

**Credit Card/Automated Teller Machine Fraud:** The unlawful use of a credit (or debit) card or automated teller machine for fraudulent purposes

**Impersonation:** Falsely representing one's identity or position and acting in the character or position thus unlawfully assumed to deceive others and thereby gain a profit or advantage, enjoy some right or privilege, or subject another person or entity to an expense, charge, or liability that would not have otherwise been incurred

**Welfare Fraud:** The use of deceitful statements, practices, or devices to unlawfully obtain welfare benefits would not have otherwise been incurred

**Wire Fraud:** The use of an electric or electronic communications facility to intentionally transmit a false and/or deceptive message in furtherance of a fraudulent activity

**Identity Theft:** Wrongfully obtaining and using another person's personal data (e.g., name, date of birth, Social Security number, driver's license number).

**Hacking/Computer Invasion:** Wrongfully gaining access to another person's or institution's computer software, hardware, or networks without authorized permissions or security clearances.

**Betting/Wagering:** To unlawfully stake money or something else of value on the happening of an uncertain event or on the ascertainment of a fact in dispute

**Operating/Promoting/Assisting Gambling:** To unlawfully operate, promote, or assist in the operation of a game of chance, lottery, or other gambling activity

**Gambling Equipment Violations:** To unlawfully manufacture, sell, buy, possess, or transport equipment, devices, and/or goods used for gambling purposes

**Sports Tampering:** To unlawfully alter, meddle in, or otherwise interfere with a sporting contest or event for the purpose of gaining a gambling advantage

**Murder and Non-Negligent Manslaughter:** The willful (non-negligent) killing of one human being by another

**Negligent Manslaughter:** The killing of another person through negligence

**Human Trafficking, Commercial Sex Acts:** Inducing a person by force, fraud, or coercion to participate in commercial sex acts, or in which the person induced to perform such act(s) has not attained 18 years of age

**Human Trafficking, Involuntary Servitude:** The obtaining of a person(s) through recruitment, harboring, transportation, or provision and subjecting such persons by force, fraud, or coercion into involuntary servitude, peonage, debt bondage, or slavery (not to include commercial sex acts)

**Kidnapping/Abduction:** The unlawful seizure, transportation, and/or detention of a person against his/her will or of a minor without the consent of his/her custodial parent(s) or legal guardian

**Pocket-picking:** The theft of articles from another person's physical possession by stealth where the victim usually does not become immediately aware of the theft

**Purse-snatching:** The grabbing or snatching of a purse, handbag, etc., from the physical possession of another person

**Shoplifting:** The theft by someone other than an employee of the victim of goods or merchandise exposed for sale

**Theft From Building:** A theft from within a building which is either open to the general public or to which the offender has legal access

**Theft From Coin-Operated Machine or Device:** A theft from a machine or device that is operated or activated by the use of coins

**Theft From Motor Vehicle (except Theft of Motor Vehicle Parts or Accessories):** The theft of articles from a motor vehicle, locked or unlocked

**Theft of Motor Vehicle Parts or Accessories:** The theft of any part or accessory affixed to the interior or exterior of a motor vehicle in a manner which would make the item an attachment of the vehicle or necessary for its operation

**All Other Larceny:** All thefts that do not fit any of the definitions of the specific subcategories of Larceny/Theft listed above

**Motor Vehicle Theft:** The theft of a motor vehicle

**Pornography/Obscene Material:** The violation of laws or ordinances prohibiting the manufacture, publishing, sale, purchase, or possession of sexually explicit material, e.g., literature or photographs

**Prostitution:** To engage in commercial sex acts for anything of value

**Assisting or Promoting Prostitution:** To solicit customers or transport persons for prostitution purposes; to own, manage, or operate a dwelling or other establishment for the purpose of providing a place where prostitution is performed; or to otherwise assist or promote prostitution

**Purchasing Prostitution:** To purchase or trade anything of value for commercial sex acts

**Robbery**: The taking or attempting to take anything of value under confrontational circumstances from the control, custody, or care of another person by force or threat of force or violence and/or by putting the victim in fear of immediate harm

**Rape**: The carnal knowledge of a person, without the consent of the victim, including instances where the victim is incapable of giving consent because of his/her age or because of his/her temporary or permanent mental or physical incapacity

**Sodomy**: Oral or anal sexual intercourse with another person, without the consent of the victim, including instances where the victim is incapable of giving consent because of his/her age or because of his/her temporary or permanent mental or physical incapacity

**Sexual Assault With An Object**: To use an object or instrument to unlawfully penetrate, however slightly, the genital or anal opening of the body of another person, without the consent of the victim, including instances where the victim is incapable of giving consent because of his/her age or because of his/her temporary or permanent mental or physical incapacity

**Fondling**: The touching of the private body parts of another person for the purpose of sexual gratification, without the consent of the victim, including instances where the victim is incapable of giving consent because of his/her age or because of his/her temporary or permanent mental or physical incapacity

**Incest**: Non-Forcible sexual intercourse between persons who are related to each other within the degrees wherein marriage is prohibited by law

**Statutory Rape**: Non-Forcible sexual intercourse with a person who is under the statutory age of consent

**Stolen Property Offenses**: Receiving, buying, selling, possessing, concealing, or transporting any property with the knowledge that it has been unlawfully taken, as by burglary, embezzlement, fraud, larceny, robbery, etc.

**Weapon Law Violations**: The violation of laws or ordinances prohibiting the manufacture, sale, purchase, transportation, possession, concealment, or use of firearms, cutting instruments, explosives, incendiary devices, or other deadly weapons

## **GROUP B OFFENSE DEFINITIONS**

**Bad Checks (except Counterfeit Checks or Forged Checks)\***: Knowingly and intentionally writing and/or negotiating checks drawn against insufficient or nonexistent funds

**Curfew/Loitering/Vagrancy Violations**: The violation of a court order, regulation, ordinance, or law requiring the withdrawal of persons from the streets or other specified areas; prohibiting persons from remaining in an area or place in an idle or aimless manner; or prohibiting persons from going from place to place without visible means of support

**Disorderly Conduct**: Any behavior that tends to disturb the public peace or decorum, scandalize the community, or shock the public sense of morality

**Driving Under the Influence**: Driving or operating a motor vehicle or common carrier while mentally or physically impaired as the result of consuming an alcoholic beverage or using a drug or narcotic

**Drunkenness (except Driving Under the Influence)\***: To drink alcoholic beverages to the extent that one's mental faculties and physical coordination are substantially impaired

**Family Offenses, Nonviolent**: Unlawful, nonviolent acts by a family member (or legal guardian) that threaten the physical, mental, or economic well-being or morals of another family member and that are not classifiable as other offenses, such as Assault, Incest, and Statutory Rape

**Liquor Law Violations**: The violation of laws or ordinances prohibiting the manufacture, sale, purchase, transportation, possession, or use of alcoholic beverages

**Peeping Tom\***: To secretly look through a window, doorway, keyhole, or other aperture for the purpose of voyeurism

**Trespass of Real Property**: To unlawfully enter land, a dwelling, or other real property

**All Other Offenses**: All crimes that are not Group A offenses and not included in one of the specifically named Group B crime categories listed previously

*\*Per FBI UCR Program update these offenses have been retired as of January 1, 2021.*

## Crime Trends

### Rate per 100,000 Population

| Offense Type                         | 2022<br>Crime<br>Count | 2022<br>Offense<br>Count | 2022<br>Crime Rate | 2021    | 2020    | 2019    | 2018    | 2017    |
|--------------------------------------|------------------------|--------------------------|--------------------|---------|---------|---------|---------|---------|
| Murder and Nonnegligent Manslaughter | 621                    | 559                      | 7.14               | 6.49    | 6.15    | 5.01    | 4.59    | 5.37    |
| Negligent Manslaughter*              | 64                     | 57                       | 0.74               | -       | -       | -       | -       | -       |
| Kidnapping/Abduction                 | 1,904                  | 1,733                    | 21.89              | 20.09   | 19.20   | 21.10   | 19.79   | 18.71   |
| Forcible Sex Offenses                | 5,934                  | 5,556                    | 68.23              | 65.92   | 54.49   | 68.58   | 68.50   | 67.72   |
| Non-Forcible Sex Offenses            | 152                    | 142                      | 1.75               | 1.62    | 1.74    | 1.57    | 1.95    | 1.74    |
| Aggravated Assault                   | 13,908                 | 11,161                   | 159.92             | 153.36  | 143.60  | 130.34  | 119.83  | 119.22  |
| Simple Assault and Intimidation      | 86,535                 | 73,357                   | 995.00             | 937.85  | 924.14  | 1014.70 | 1011.78 | 1045.00 |
| All Human Trafficking                | 73                     | 63                       | 0.84               | 0.72    | 0.70    | 0.50    | -       | -       |
| Arson                                | 637                    | 637                      | 7.32               | 7.47    | 7.24    | 7.78    | 7.78    | 9.55    |
| Bribery                              | 30                     | 30                       | 0.34               | 0.35    | 0.31    | 0.45    | 0.23    | 0.32    |
| Burglary/Breaking & Entering         | 10,860                 | 10,860                   | 124.87             | 120.89  | 132.91  | 163.76  | 177.35  | 217.19  |
| Counterfeiting/Forgery               | 4,539                  | 4,539                    | 52.19              | 40.31   | 50.46   | 71.84   | 80.53   | 82.07   |
| Destruction/Vandalism of Property    | 49,694                 | 49,694                   | 571.40             | 549.47  | 565.75  | 555.97  | 575.90  | 650.65  |
| Embezzlement                         | 1,879                  | 1,879                    | 21.61              | 18.13   | 20.90   | 30.74   | 29.67   | 32.93   |
| Extortion/Blackmail                  | 1,339                  | 1,339                    | 15.40              | 9.40    | 10.17   | 5.76    | 7.02    | 4.66    |
| All Fraud Offenses                   | 40,003                 | 40,003                   | 459.97             | 420.58  | 391.14  | 393.65  | 378.53  | 415.94  |
| Robbery                              | 3,351                  | 3,351                    | 38.53              | 33.84   | 34.52   | 41.49   | 42.54   | 51.00   |
| All Larceny Offenses                 | 124,504                | 124,504                  | 1431.58            | 1207.83 | 1220.89 | 1380.81 | 1375.88 | 1476.60 |
| Motor Vehicle Theft                  | 14,185                 | 13,651                   | 163.10             | 134.46  | 130.54  | 123.89  | 122.94  | 117.44  |
| Stolen Property Offenses             | 1,530                  | 1,530                    | 17.59              | 15.34   | 16.26   | 16.80   | 17.25   | 18.21   |
| All Drug Offenses                    | 32,334                 | 32,334                   | 371.79             | 408.86  | 659.64  | 869.53  | 871.08  | 837.94  |
| All Gambling Offenses                | 34                     | 34                       | 0.39               | 0.17    | 0.10    | 0.54    | 0.46    | 0.67    |
| Pornography/Obscene Material         | 2,217                  | 2,217                    | 25.49              | 24.08   | 22.08   | 21.89   | 20.10   | 18.24   |
| All Prostitution Offenses            | 348                    | 348                      | 4.00               | 4.31    | 4.32    | 7.21    | 5.98    | 8.90    |
| Weapon Law Violations                | 15,043                 | 15,043                   | 172.97             | 163.88  | 163.36  | 144.96  | 141.96  | 146.16  |
| Animal Cruelty                       | 1,243                  | 1,243                    | 14.29              | 13.69   | 13.57   | 15.96   | -       | -       |

\*Negligent Manslaughter not previously included.

Crime counts are number of victims for offenses against a person, number of vehicles stolen for motor vehicle theft and number of offenses for all other offenses. The crime rate is based on the crime count.

Offense counts are the number of offenses that occurred and do not take into account the number of victims.




## Group A Offenses by Month

| Offense Type                             | JAN           | FEB           | MAR           | APR           | MAY           | JUN           | JUL           | AUG           | SEP           | OCT           | NOV           | DEC           |
|--|---------------|---------------|---------------|---------------|---------------|---------------|---------------|---------------|---------------|---------------|---------------|---------------|
| <b>Crimes Against Person</b>             |               |               |               |               |               |               |               |               |               |               |               |               |
| Murder and Nonnegligent Manslaughter     | 45            | 40            | 46            | 48            | 58            | 56            | 46            | 43            | 47            | 42            | 44            | 44            |
| Negligent Manslaughter                   | 3             | 4             | 5             | 3             | 1             | 8             | 7             | 9             | 6             | 4             | 6             | 1             |
| Kidnapping/Abduction                     | 137           | 146           | 140           | 135           | 153           | 139           | 149           | 140           | 154           | 139           | 144           | 157           |
| Forcible Rape                            | 128           | 131           | 168           | 123           | 154           | 124           | 139           | 139           | 168           | 152           | 102           | 129           |
| Forcible Sodomy                          | 46            | 49            | 70            | 46            | 39            | 50            | 53            | 45            | 53            | 36            | 32            | 51            |
| Sexual Assault With An Object            | 28            | 26            | 46            | 27            | 29            | 27            | 28            | 35            | 35            | 31            | 28            | 16            |
| Forcible Fondling                        | 228           | 257           | 305           | 253           | 254           | 244           | 214           | 223           | 298           | 257           | 227           | 213           |
| Incest                                   | 2             | 1             | 2             | 1             | 2             | 2             | 2             | 1             | 2             | 2             | 6             | 1             |
| Statutory Rape                           | 16            | 12            | 6             | 9             | 12            | 14            | 10            | 11            | 9             | 4             | 9             | 8             |
| Aggravated Assault                       | 791           | 792           | 894           | 966           | 1,060         | 1,017         | 1,078         | 1,000         | 960           | 934           | 846           | 823           |
| Simple Assault                           | 4,728         | 4,951         | 5,775         | 5,573         | 5,952         | 5,342         | 5,389         | 5,297         | 5,693         | 5,674         | 5,109         | 4,932         |
| Intimidation                             | 656           | 721           | 814           | 716           | 842           | 763           | 670           | 738           | 797           | 854           | 698           | 673           |
| Human Trafficking, Commercial Sex Acts   | 5             | 12            | 5             | 4             | 1             | 2             | 5             | 5             | 7             | 5             | 4             | 4             |
| Human Trafficking, Involuntary Servitude |               | 2             |               |               |               | 1             |               |               | 1             |               |               |               |
| <b>Crimes Against Property</b>           |               |               |               |               |               |               |               |               |               |               |               |               |
| Arson                                    | 51            | 60            | 79            | 62            | 49            | 52            | 61            | 49            | 46            | 45            | 51            | 32            |
| Bribery                                  | 1             | 3             | 4             |               | 1             | 4             | 2             |               | 5             | 4             | 4             | 2             |
| Burglary/Breaking & Entering             | 824           | 852           | 866           | 828           | 956           | 986           | 986           | 970           | 858           | 925           | 905           | 904           |
| Counterfeiting/Forgery                   | 354           | 313           | 379           | 371           | 370           | 434           | 404           | 455           | 363           | 377           | 362           | 357           |
| Destruction of Property                  | 3,579         | 3,648         | 4,159         | 4,124         | 4,572         | 4,426         | 4,585         | 4,321         | 4,291         | 4,403         | 3,972         | 3,614         |
| Embezzlement                             | 161           | 149           | 158           | 152           | 158           | 172           | 155           | 159           | 170           | 168           | 137           | 140           |
| Extortion/Blackmail                      | 89            | 95            | 117           | 117           | 137           | 114           | 125           | 99            | 105           | 112           | 97            | 132           |
| False Pretenses                          | 1,376         | 1,371         | 1,621         | 1,432         | 1,420         | 1,465         | 1,478         | 1,489         | 1,327         | 1,383         | 1,262         | 1,240         |
| Credit Card/Automatic Teller Fraud       | 632           | 508           | 698           | 606           | 700           | 683           | 714           | 617           | 632           | 692           | 563           | 602           |
| Impersonation                            | 396           | 404           | 475           | 342           | 374           | 342           | 319           | 531           | 394           | 295           | 282           | 277           |
| Welfare Fraud                            | 12            | 16            | 35            | 14            | 22            | 15            | 17            | 30            | 34            | 32            | 22            | 27            |
| Wire Fraud                               | 240           | 263           | 292           | 309           | 251           | 282           | 289           | 296           | 306           | 279           | 283           | 270           |
| Identity Theft                           | 598           | 582           | 705           | 519           | 621           | 481           | 602           | 918           | 727           | 473           | 389           | 356           |
| Hacking/Computer Invasion                | 40            | 31            | 49            | 38            | 26            | 33            | 22            | 43            | 57            | 48            | 30            | 37            |
| Robbery                                  | 259           | 250           | 241           | 286           | 287           | 252           | 283           | 296           | 291           | 301           | 322           | 283           |
| Pocket-picking                           | 39            | 37            | 38            | 30            | 39            | 38            | 26            | 34            | 53            | 33            | 40            | 36            |
| Purse-snatching                          | 24            | 30            | 32            | 20            | 28            | 31            | 29            | 24            | 24            | 25            | 32            | 35            |
| Shoplifting                              | 2,339         | 2,366         | 2,631         | 2,603         | 2,672         | 2,749         | 2,884         | 2,877         | 2,689         | 2,953         | 3,067         | 3,015         |
| Theft From Building                      | 912           | 884           | 1,053         | 992           | 1,102         | 1,068         | 1,030         | 1,083         | 1,130         | 1,085         | 924           | 1,021         |
| Theft From Coin Operated Machine/Device  | 12            | 8             | 22            | 43            | 22            | 11            | 19            | 27            | 19            | 32            | 31            | 48            |
| Theft From Motor Vehicle                 | 1,983         | 2,014         | 2,187         | 2,385         | 2,668         | 2,680         | 2,931         | 2,667         | 2,452         | 2,514         | 2,216         | 1,967         |
| Theft of Motor Vehicle Parts/Accessories | 1,031         | 1,112         | 1,158         | 1,163         | 1,283         | 1,222         | 1,221         | 1,474         | 1,303         | 1,273         | 1,037         | 1,080         |
| All Other Larceny                        | 2,442         | 2,529         | 2,826         | 2,945         | 3,130         | 3,261         | 3,242         | 3,198         | 3,087         | 3,021         | 2,835         | 2,767         |
| Motor Vehicle Theft                      | 1,045         | 1,047         | 1,027         | 1,027         | 1,029         | 1,136         | 1,283         | 1,255         | 1,199         | 1,273         | 1,170         | 1,160         |
| Stolen Property Offenses                 | 112           | 130           | 125           | 121           | 111           | 114           | 129           | 123           | 151           | 130           | 144           | 140           |
| <b>Crimes Against Society</b>            |               |               |               |               |               |               |               |               |               |               |               |               |
| Drug/Narcotic Violations                 | 1,862         | 2,240         | 2,603         | 2,412         | 2,301         | 2,074         | 2,201         | 2,579         | 2,388         | 2,293         | 2,156         | 2,034         |
| Drug Equipment Violations                | 405           | 431           | 498           | 476           | 455           | 379           | 429           | 429           | 451           | 412           | 417           | 409           |
| Betting/Wagering                         |               |               | 1             |               | 2             |               |               | 3             | 1             | 1             | 2             |               |
| Operating/Promoting/Assisting Gambling   |               |               |               | 2             | 4             | 2             | 3             | 6             | 2             |               |               |               |
| Gambling Equipment Violations            |               | 1             |               | 3             |               |               |               |               | 1             |               |               |               |
| Sports Tampering                         |               |               |               |               |               |               |               |               |               |               |               |               |
| Pornography/Obscene Material             | 190           | 220           | 268           | 208           | 201           | 146           | 142           | 162           | 185           | 169           | 147           | 179           |
| Prostitution                             | 8             | 12            | 8             | 22            | 11            | 30            | 26            | 15            | 9             | 14            | 6             | 22            |
| Assisting or Promoting Prostitution      | 6             | 6             | 11            | 6             | 9             | 16            | 5             | 19            | 13            | 21            | 13            | 11            |
| Purchasing Prostitution                  | 1             | 1             | 3             | 3             | 2             | 2             | 8             |               | 2             | 2             |               | 5             |
| Weapon Law Violations                    | 1,050         | 1,189         | 1,334         | 1,337         | 1,364         | 1,223         | 1,353         | 1,233         | 1,352         | 1,271         | 1,268         | 1,069         |
| Animal Cruelty                           | 98            | 72            | 111           | 94            | 126           | 124           | 119           | 119           | 80            | 83            | 109           | 108           |
| <b>TOTAL</b>                             | <b>28,984</b> | <b>30,018</b> | <b>34,090</b> | <b>32,996</b> | <b>35,060</b> | <b>33,836</b> | <b>34,910</b> | <b>35,286</b> | <b>34,427</b> | <b>34,276</b> | <b>31,550</b> | <b>30,431</b> |

# Crime Clock


**355,077 Incidents Reported- One every 1 Minute and 29 Seconds**

*Several crimes may have occurred in one incident; therefore the total number of Group A crimes was 412,961*



## Crimes Against Person

*One reported every 4 minutes 49 seconds*



**109,191 Crimes**

## Crimes Against Property


*One reported every 2 minutes 5 seconds*



**252,551 Crimes**

## Crimes Against Society

*One reported every 10 minutes 16 seconds*



**51,219 Crimes**

Crime counts are number of victims for offenses against a person, number of vehicles stolen for motor vehicle theft and number of offenses for all other offenses. The crime rate is based on the crime count.

# CRIMES AGAINST PERSON

## Murder and Non-Negligent Manslaughter

The willful killing of one human being by another

## Aggravated Assault

An unlawful attack by one person upon another wherein the offender uses a weapon or displays it in a threatening manner, or the victim suffers obvious severe or aggravated bodily injury involving apparent broken bones, loss of teeth, possible internal injury, severe laceration, or loss of consciousness

## Forcible Sex Offenses

(Rape, Sodomy, Sexual Assault with Object, Fondling).

Any sexual act directed against another person, without the consent of the victim, including instances where the victim is incapable of giving consent

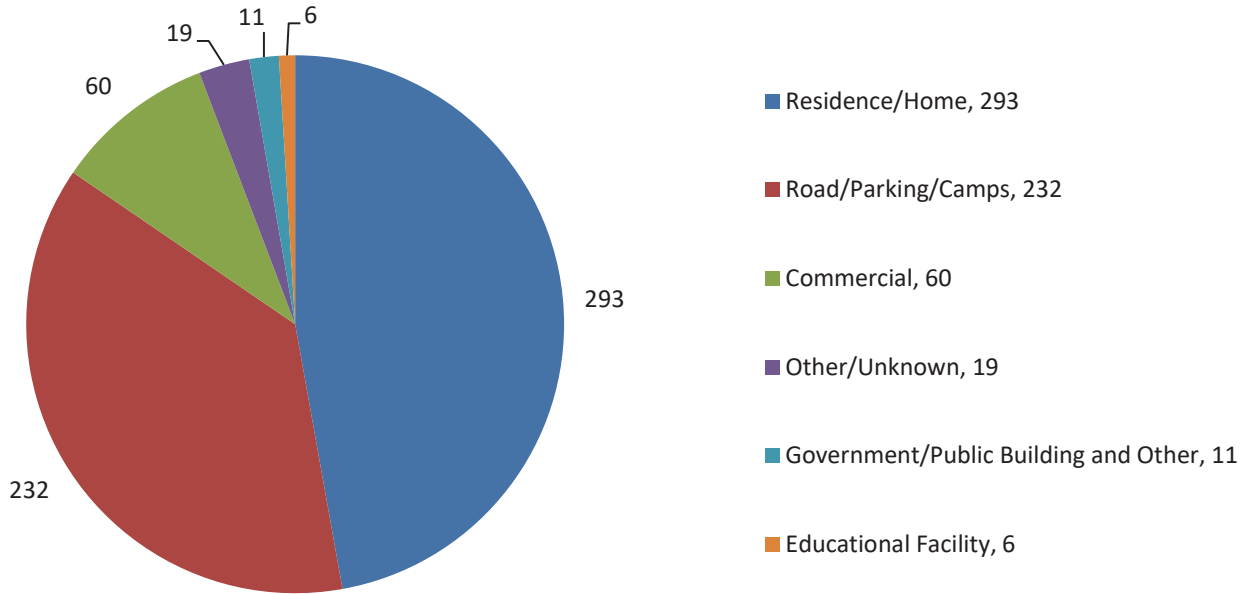
## Kidnapping/Abduction

The unlawful seizure, transportation, and/or detention of a person against his/her will or of a minor without the consent of his/her custodial parent(s) or legal guardian

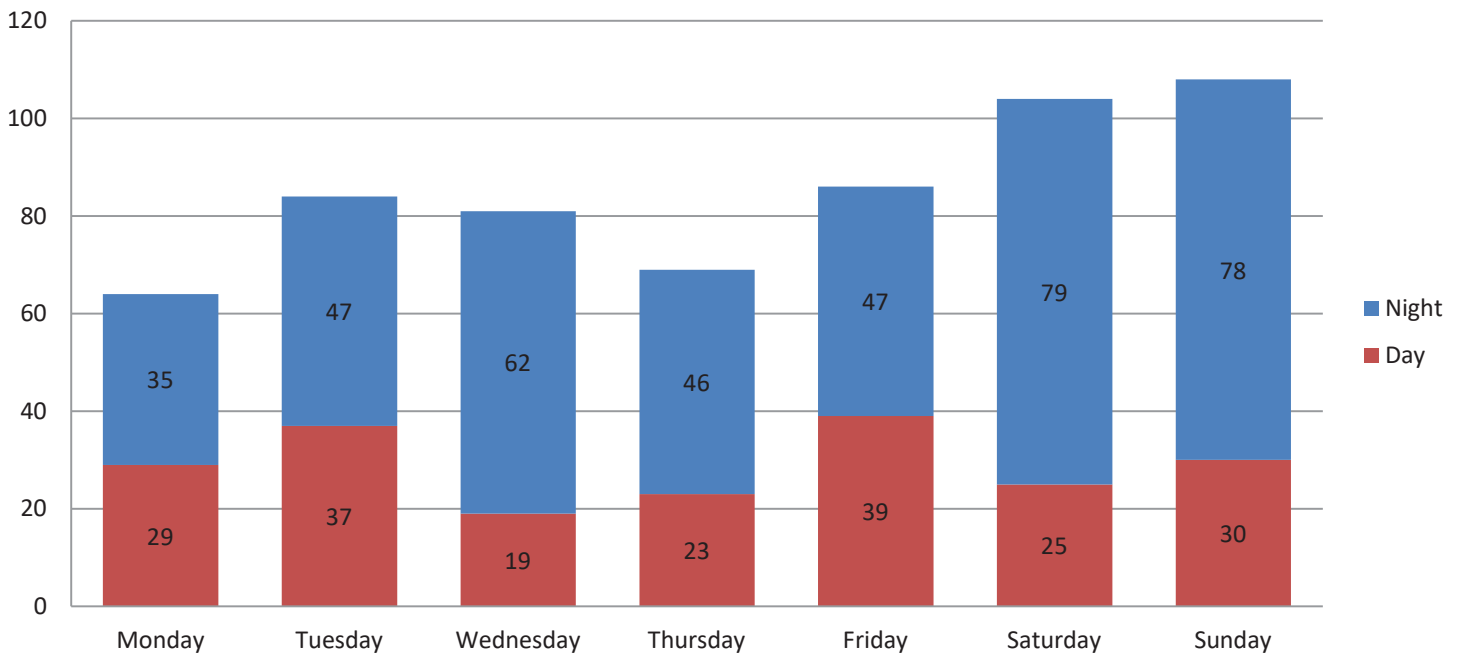
# Murder and Non-Negligent Manslaughter

In 2022, the contributing agencies reported 559 offenses resulting in 621 actual deaths.

## Location Type



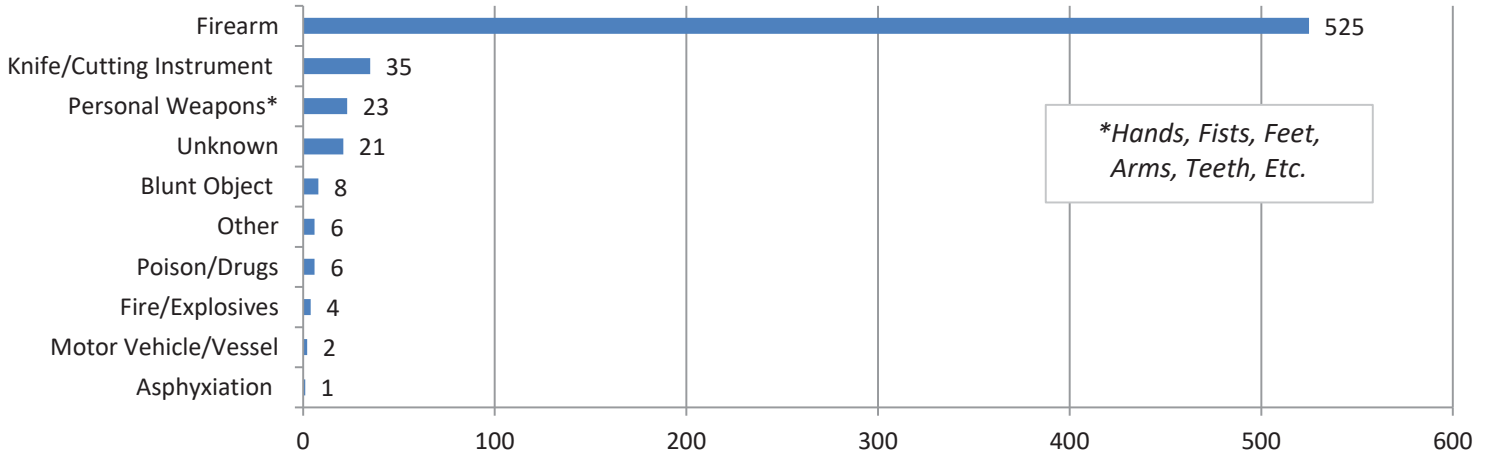
## Known Day of Week and Time



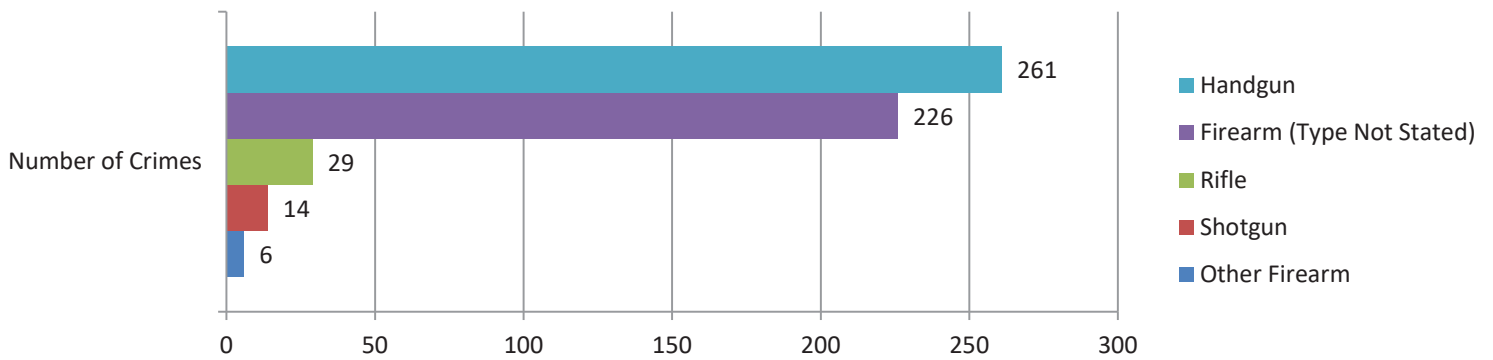
# Murder and Non-Negligent Manslaughter

## Type of Weapon or Force Involved

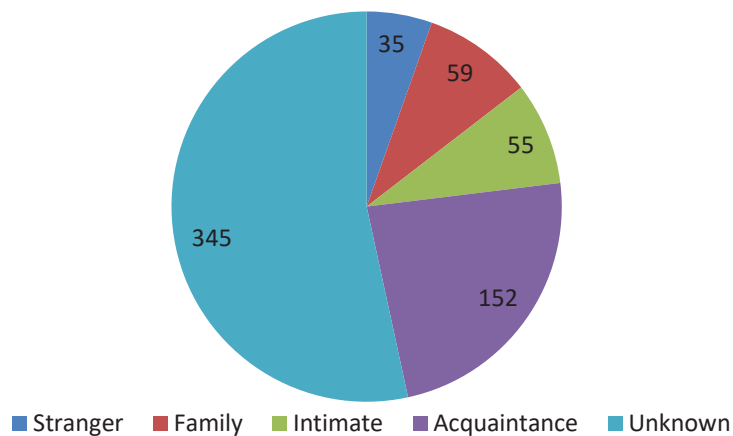
Up to 3 may be reported per offense



## Firearm Breakdown



## Victim to Offender Relationship



## Murder and Non-Negligent Manslaughter Victims & Offenders

| Victims | Age          | White | Black or African American | American Indian or Alaska Native | Asian    | Native Hawaiian or Other Pacific Islander | Unknown  |
|---------|--------------|-------|---------------------------|----------------------------------|----------|---|----------|
| Female  | Under 10     | 3     | 5                         |                                  |          |   |          |
|         | 11 - 17      |       | 5                         |                                  |          |   |          |
|         | 18 - 24      | 5     | 14                        |                                  |          |   |          |
|         | 25 - 34      | 14    | 17                        |                                  |          |   | 1        |
|         | 35 - 44      | 19    | 15                        | 1                                | 1        |   | 2        |
|         | 45 - 54      | 9     | 4                         |                                  |          |   |          |
|         | 55 - 64      | 7     | 6                         |                                  |          |   |          |
|         | 65 and over  | 9     | 1                         |                                  | 1        |   |          |
|         | Unknown      |       | 1                         |                                  |          |   | 1        |
|         | <b>TOTAL</b> |       | <b>66</b>                 | <b>68</b>                        | <b>1</b> | <b>2</b>                                  | <b>1</b> |
| Male    | Under 10     | 4     | 5                         |                                  | 1        |   |          |
|         | 11 - 17      | 4     | 27                        |                                  |          |   |          |
|         | 18 - 24      | 16    | 109                       |                                  |          |   | 1        |
|         | 25 - 34      | 21    | 118                       |                                  |          |   |          |
|         | 35 - 44      | 25    | 62                        |                                  |          |   |          |
|         | 45 - 54      | 13    | 24                        |                                  | 1        |   |          |
|         | 55 - 64      | 15    | 18                        |                                  | 1        |   |          |
|         | 65 and over  | 9     | 4                         |                                  |          |   |          |
|         | Unknown      | 1     | 1                         |                                  |          |   |          |
|         | <b>TOTAL</b> |       | <b>108</b>                | <b>368</b>                       | <b>0</b> | <b>3</b>                                  | <b>0</b> |

*Victims with all unknown demographic information are not included in this table.*

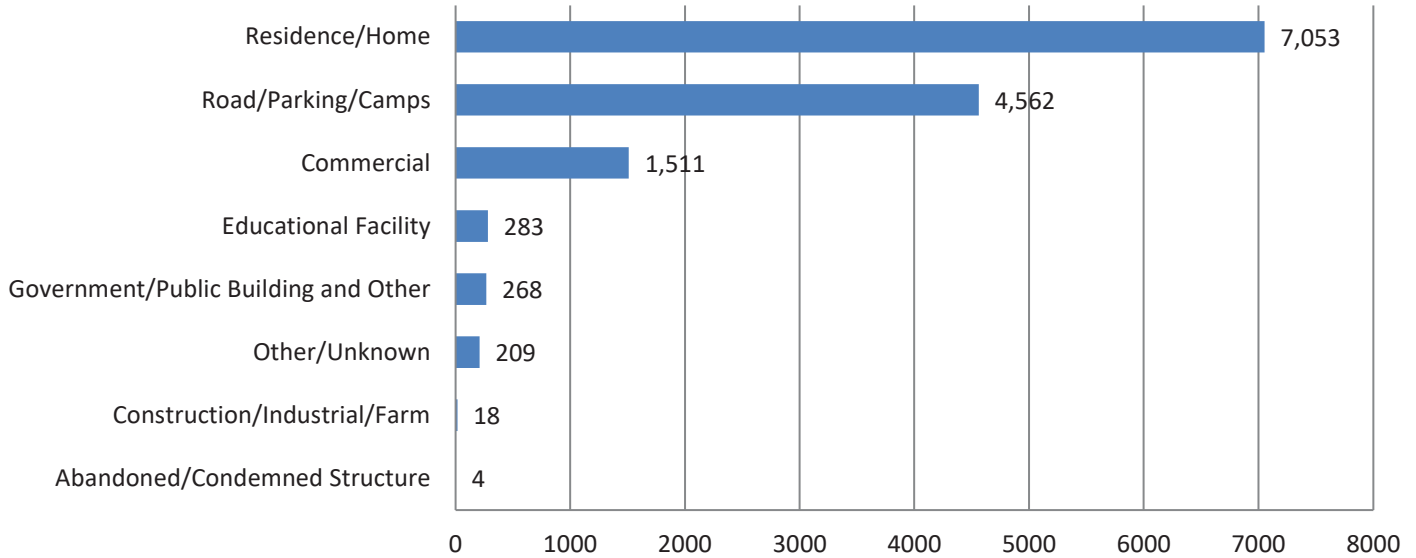
| Offenders    | Age         | White      | Black or African American | American Indian or Alaska Native | Asian    | Native Hawaiian or Other Pacific Islander | Unknown  |
|--------------|-------------|------------|---------------------------|----------------------------------|----------|---|----------|
| Female       | Under 10    |            |                           |                                  |          |   |          |
|              | 11 -17      |            | 1                         |                                  |          |   |          |
|              | 18 - 24     | 1          | 7                         |                                  |          |   |          |
|              | 25 - 34     | 10         | 13                        |                                  |          |   |          |
|              | 35 - 44     | 12         | 6                         |                                  |          |   |          |
|              | 45 - 54     | 3          | 1                         |                                  |          |   |          |
|              | 55 - 64     | 3          | 1                         |                                  |          |   |          |
|              | 65 and over |            | 1                         |                                  |          |   |          |
|              | Unknown     |            |                           |                                  |          |   |          |
| <b>TOTAL</b> |             | <b>29</b>  | <b>30</b>                 | <b>0</b>                         | <b>0</b> | <b>0</b>                                  | <b>0</b> |
| Male         | Under 10    |            |                           |                                  |          |   |          |
|              | 11 -17      | 11         | 53                        |                                  |          |   |          |
|              | 18 - 24     | 46         | 111                       |                                  |          |   | 1        |
|              | 25 - 34     | 48         | 105                       |                                  |          |   | 3        |
|              | 35 - 44     | 26         | 44                        |                                  | 1        |   | 1        |
|              | 45 - 54     | 15         | 15                        |                                  | 2        |   |          |
|              | 55 - 64     | 12         | 12                        |                                  |          |   |          |
|              | 65 and over | 8          | 5                         |                                  | 1        |   |          |
|              | Unknown     | 7          | 15                        |                                  |          |   |          |
| <b>TOTAL</b> |             | <b>173</b> | <b>360</b>                | <b>0</b>                         | <b>4</b> | <b>0</b>                                  | <b>5</b> |
| Unknown      | Under 10    |            |                           |                                  |          |   |          |
|              | 11 -17      |            | 1                         |                                  |          |   | 1        |
|              | 18 - 24     |            |                           |                                  |          |   |          |
|              | 25 - 34     |            |                           |                                  |          |   | 1        |
|              | 35 - 44     |            |                           |                                  |          |   |          |
|              | 45 - 54     |            |                           |                                  |          |   | 2        |
|              | 55 - 64     |            |                           |                                  |          |   |          |
|              | 65 and over |            |                           |                                  |          |   |          |
| Unknown      |             |            |                           |                                  |          | 30  |          |

# Aggravated Assault

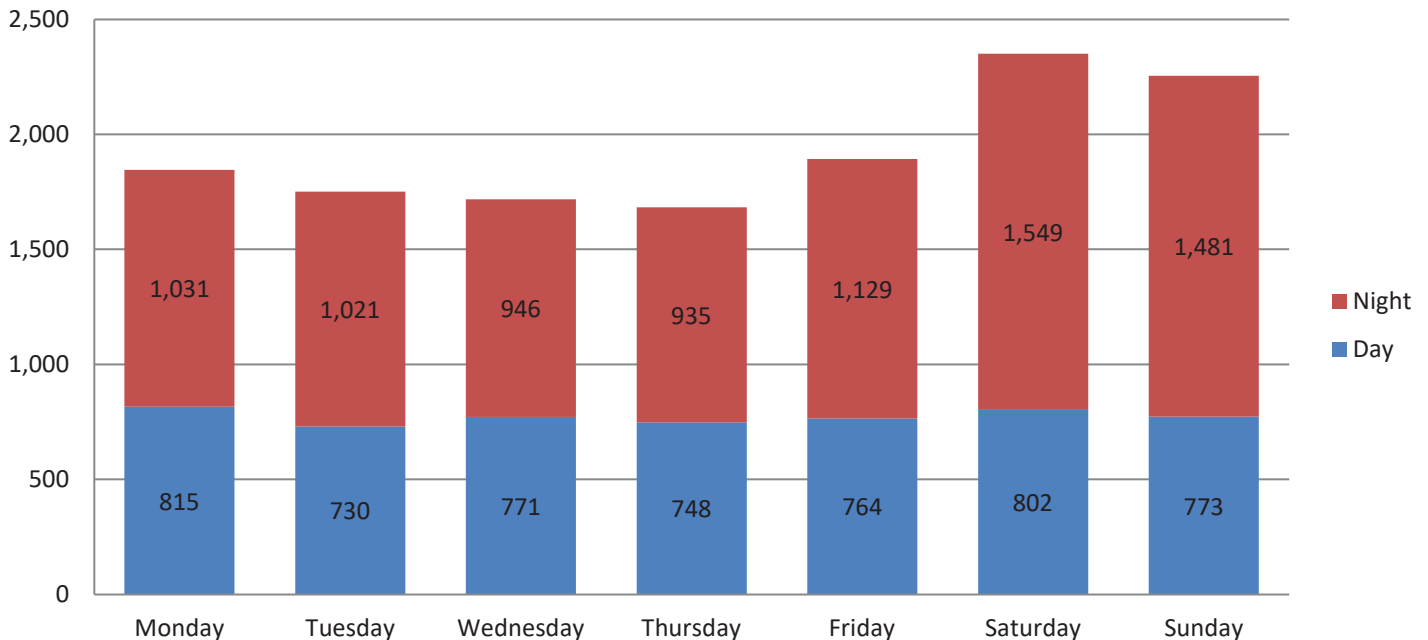
In 2022, contributing agencies reported 11,161 offenses resulting in 13,908 persons assaulted.

Per FBI UCR Program definition, Aggravated Assault is an "unlawful attack by one person upon another wherein the offender uses a weapon or displays it in a threatening manner or the victim suffers obvious severe or aggravated bodily injury." Aggravated Assault does not necessarily indicate that a person was injured. To view victims who incurred injury, please see the next page.

## Location Type



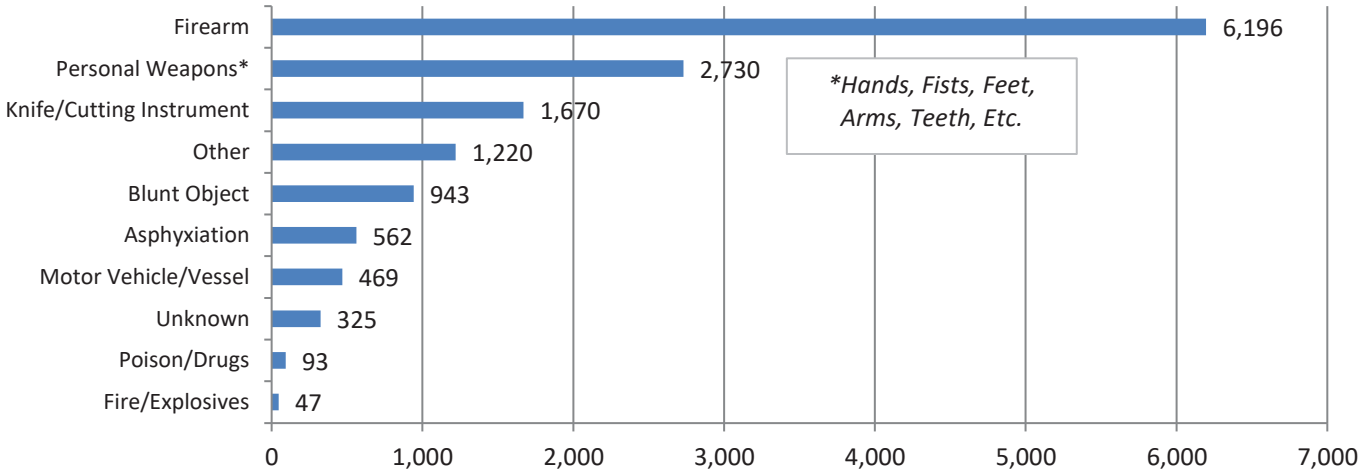
## Crimes by Known Day of Week and Time



# Aggravated Assault

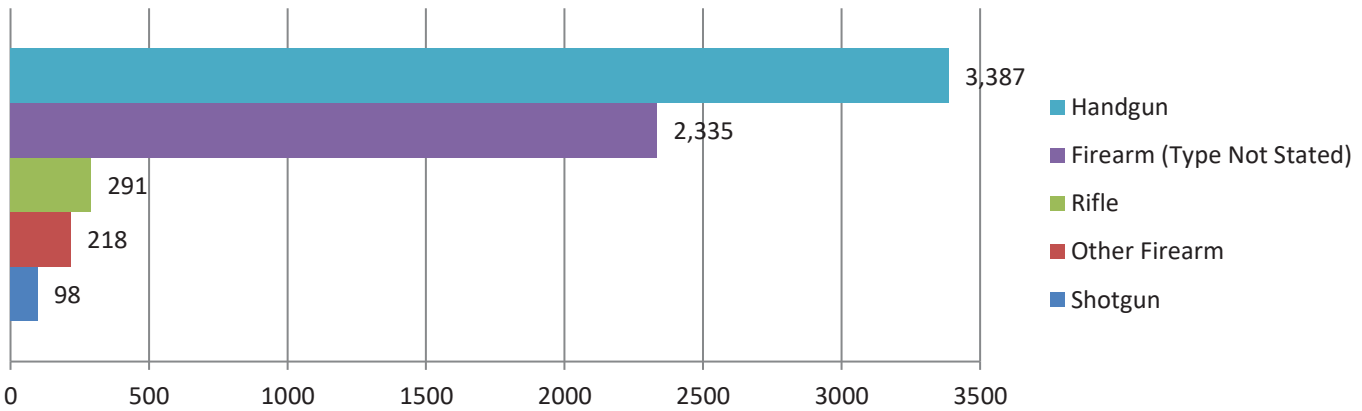
## Type of Weapon or Force Involved

Up to 3 types may be listed per offense



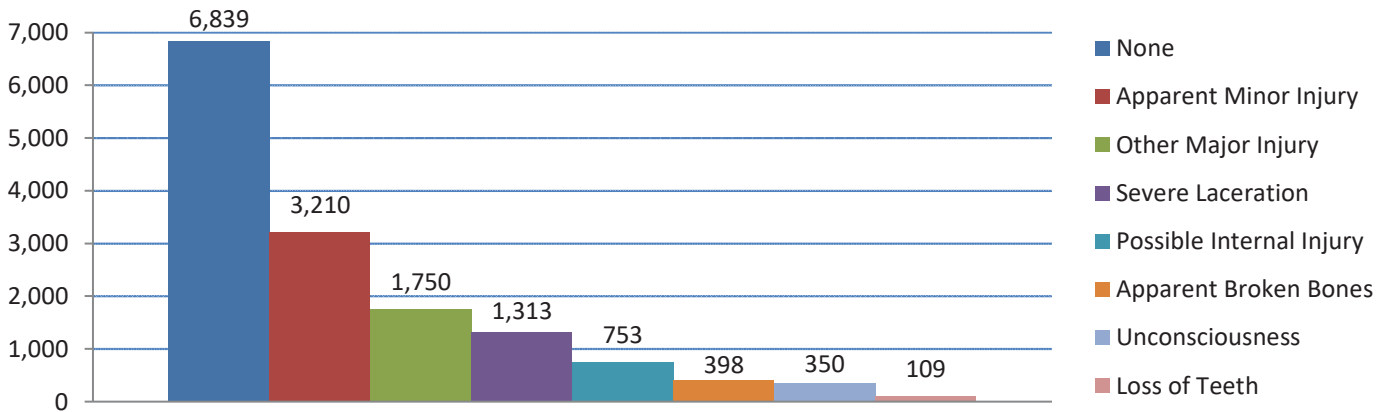
## Firearm Breakdown

Sum of firearms may not match above chart due to multiple firearms used for a crime



## Type of Injury

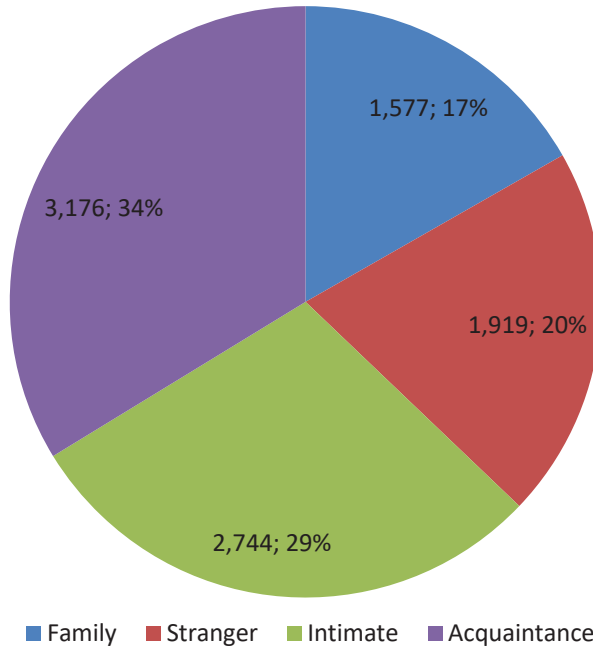
Up to 5 injuries may be listed per person





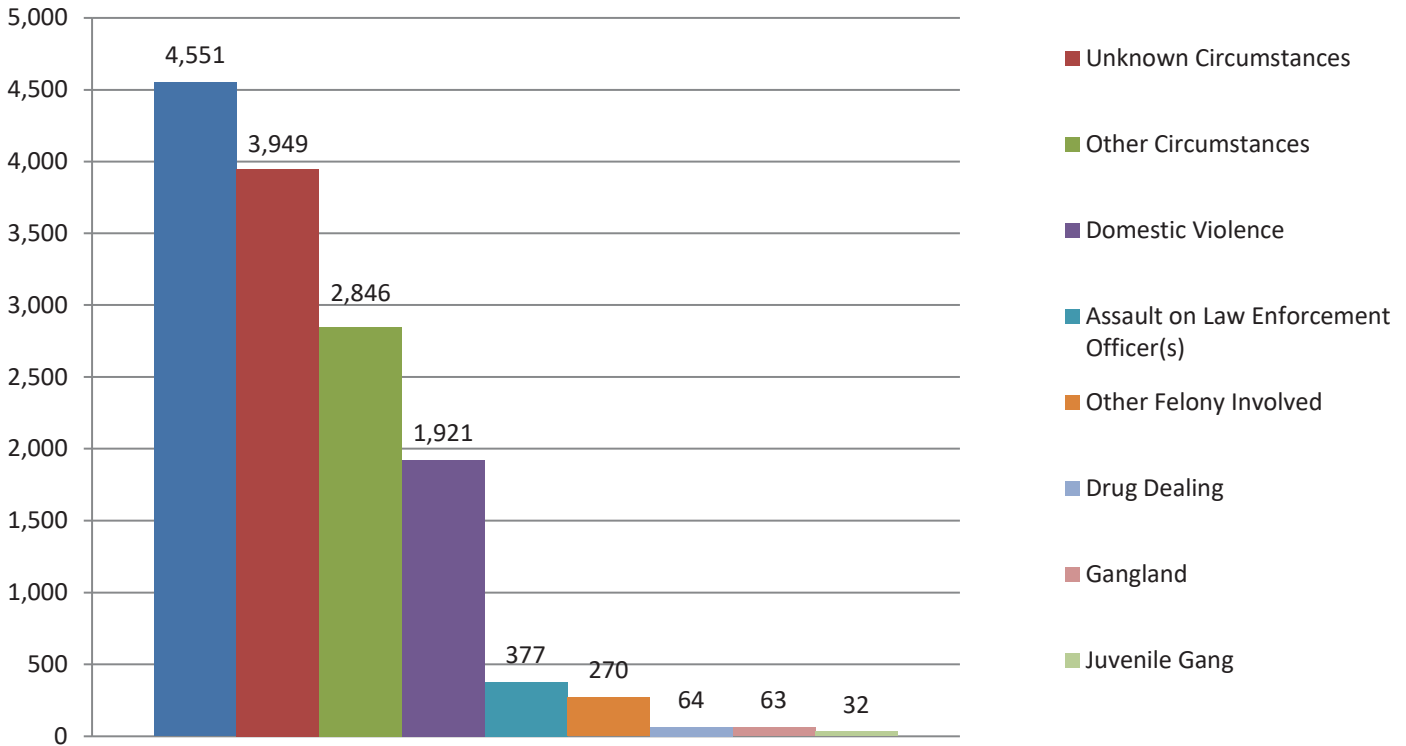
# Aggravated Assault

## Known Victim to Offender Relationship



Unknown relationships are not included in this chart.

## Circumstances



## Aggravated Assault Victims & Offenders

| Victims      | Age         | White        | Black or African American | American Indian or Alaska Native | Asian     | Native Hawaiian or Other Pacific Islander | Unknown    |
|--------------|-------------|--------------|---------------------------|----------------------------------|-----------|---|------------|
| Female       | Under 10    | 139          | 131                       |                                  | 2         |   | 11         |
|              | 11 - 17     | 221          | 270                       |                                  | 7         | 1   | 15         |
|              | 18 - 24     | 457          | 715                       |                                  | 11        |   | 37         |
|              | 25 - 34     | 770          | 889                       | 2                                | 13        | 1   | 36         |
|              | 35 - 44     | 618          | 598                       | 3                                | 14        | 7   | 22         |
|              | 45 - 54     | 341          | 285                       |                                  | 6         |   | 9          |
|              | 55 - 64     | 167          | 179                       |                                  | 7         | 4   | 13         |
|              | 65 and over | 101          | 78                        | 1                                | 1         |   | 1          |
|              | Unknown     | 24           | 26                        |                                  |           |   | 7          |
| <b>TOTAL</b> |             | <b>2,838</b> | <b>3,171</b>              | <b>6</b>                         | <b>61</b> | <b>13</b>                                 | <b>151</b> |
| Male         | Under 10    | 176          | 158                       |                                  | 2         |   | 16         |
|              | 11 - 17     | 349          | 425                       |                                  | 7         | 1   | 18         |
|              | 18 - 24     | 576          | 765                       | 1                                | 9         |   | 35         |
|              | 25 - 34     | 863          | 960                       | 2                                | 35        | 5   | 40         |
|              | 35 - 44     | 666          | 623                       | 1                                | 8         | 1   | 28         |
|              | 45 - 54     | 449          | 362                       | 2                                | 9         | 2   | 10         |
|              | 55 - 64     | 286          | 304                       |                                  | 9         | 2   | 7          |
|              | 65 and over | 145          | 114                       | 1                                | 5         | 1   | 8          |
|              | Unknown     | 72           | 28                        |                                  |           |   | 18         |
| <b>TOTAL</b> |             | <b>3,582</b> | <b>3,739</b>              | <b>7</b>                         | <b>84</b> | <b>12</b>                                 | <b>180</b> |

*Victims with all unknown demographic information are not included in this table.*

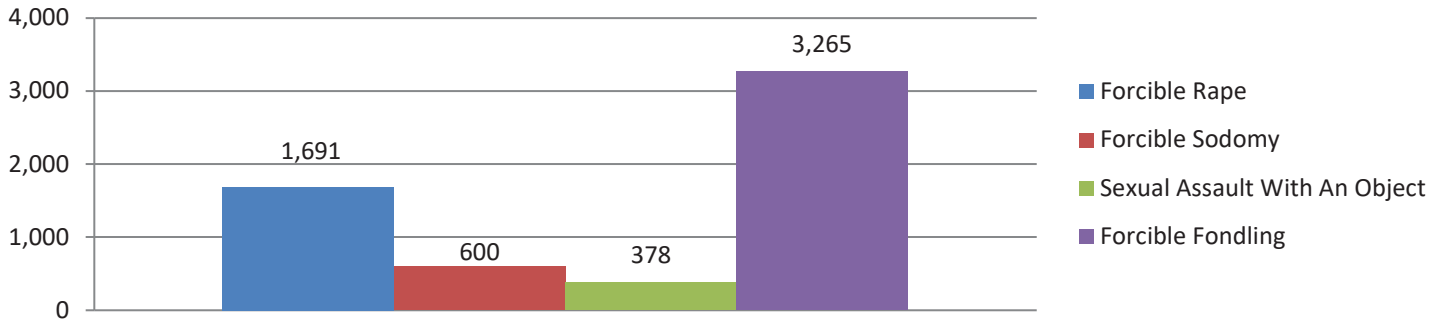
| Offenders    | Age         | White        | Black or African American | American Indian or Alaska Native | Asian     | Native Hawaiian or Other Pacific Islander | Unknown    |
|--------------|-------------|--------------|---------------------------|----------------------------------|-----------|---|------------|
| Female       | Under 10    | 2            | 1                         |                                  |           |   |            |
|              | 11 - 17     | 78           | 159                       |                                  |           |   | 6          |
|              | 18 - 24     | 129          | 318                       |                                  | 2         |   | 4          |
|              | 25 - 34     | 289          | 423                       |                                  | 5         |   | 8          |
|              | 35 - 44     | 212          | 274                       |                                  | 6         |   | 6          |
|              | 45 - 54     | 93           | 131                       |                                  | 5         |   | 2          |
|              | 55 - 64     | 62           | 58                        |                                  | 3         |   |            |
|              | 65 and over | 24           | 15                        | 1                                | 1         |   | 1          |
|              | Unknown     | 16           | 63                        |                                  |           |   | 20         |
| <b>TOTAL</b> |             | <b>905</b>   | <b>1,442</b>              | <b>1</b>                         | <b>22</b> | <b>-</b>                                  | <b>47</b>  |
| Male         | Under 10    | 10           | 5                         |                                  |           |   |            |
|              | 11 - 17     | 299          | 444                       |                                  | 13        | 1   | 15         |
|              | 18 - 24     | 651          | 962                       | 1                                | 6         |   | 17         |
|              | 25 - 34     | 937          | 1,290                     | 2                                | 9         |   | 23         |
|              | 35 - 44     | 810          | 724                       | 1                                | 12        | 2   | 32         |
|              | 45 - 54     | 399          | 384                       | 1                                | 10        |   | 17         |
|              | 55 - 64     | 219          | 202                       |                                  | 2         | 1   | 3          |
|              | 65 and over | 103          | 63                        |                                  | 2         |   | 1          |
|              | Unknown     | 146          | 376                       |                                  |           | 1   | 99         |
| <b>TOTAL</b> |             | <b>3,574</b> | <b>4,450</b>              | <b>5</b>                         | <b>54</b> | <b>5</b>                                  | <b>207</b> |
| Unknown      | Under 10    |              |                           |                                  |           |   |            |
|              | 11 - 17     | 1            |                           |                                  |           |   | 6          |
|              | 18 - 24     |              |                           |                                  |           |   | 8          |
|              | 25 - 34     |              |                           |                                  |           |   | 5          |
|              | 35 - 44     | 1            | 1                         |                                  |           |   | 3          |
|              | 45 - 54     |              |                           |                                  |           |   | 4          |
|              | 55 - 64     |              |                           |                                  |           |   | 2          |
|              | 65 and over |              |                           |                                  |           |   |            |
| Unknown      |             |              | 7                         |                                  |           | 351                                       |            |

# Forcible Sex Offenses

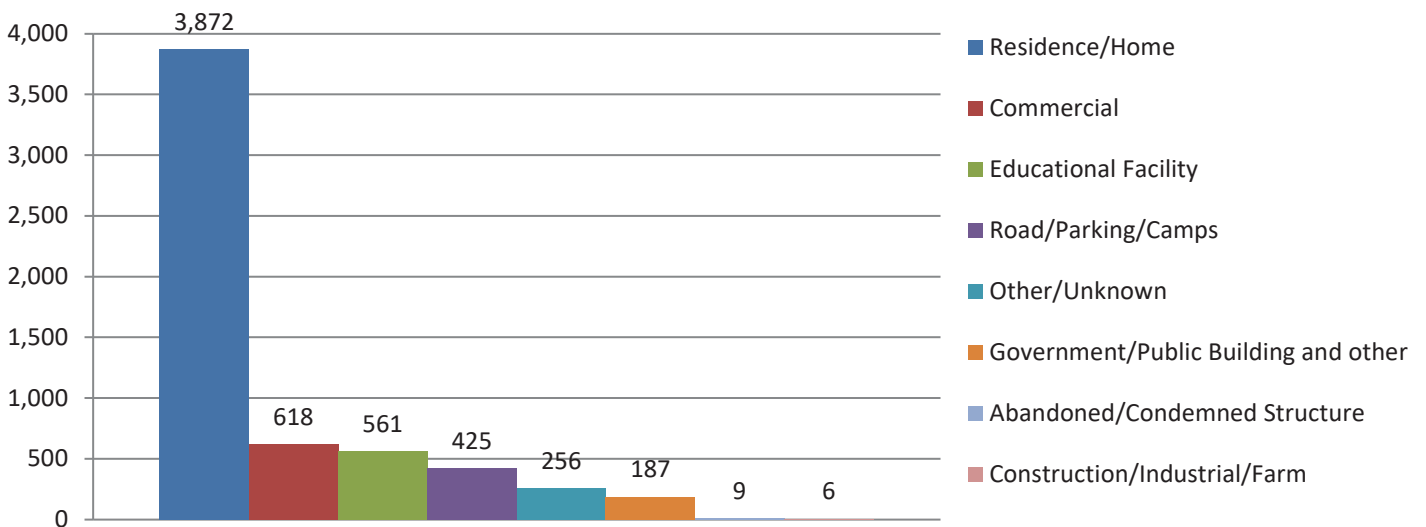
Forcible Sex Offenses include Rape, Sodomy, Sexual Assault with an Object and Forcible Fondling. In 2022, contributing agencies reported 5,556 offenses resulting in 5,934 persons assaulted.

Incidents may have occurred or been reported to law enforcement during the year.

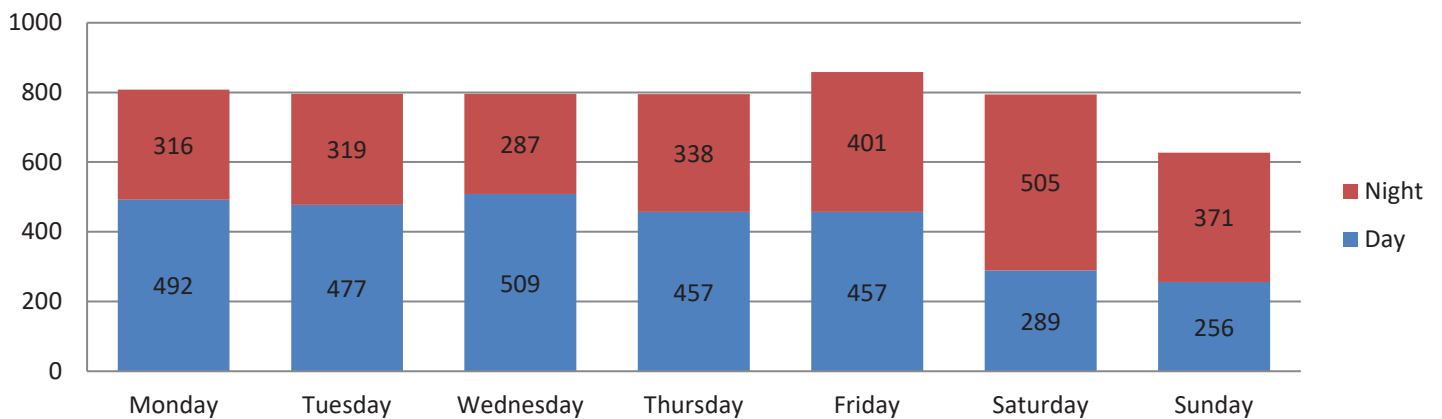
## Crimes by Offense Type



## Location Type



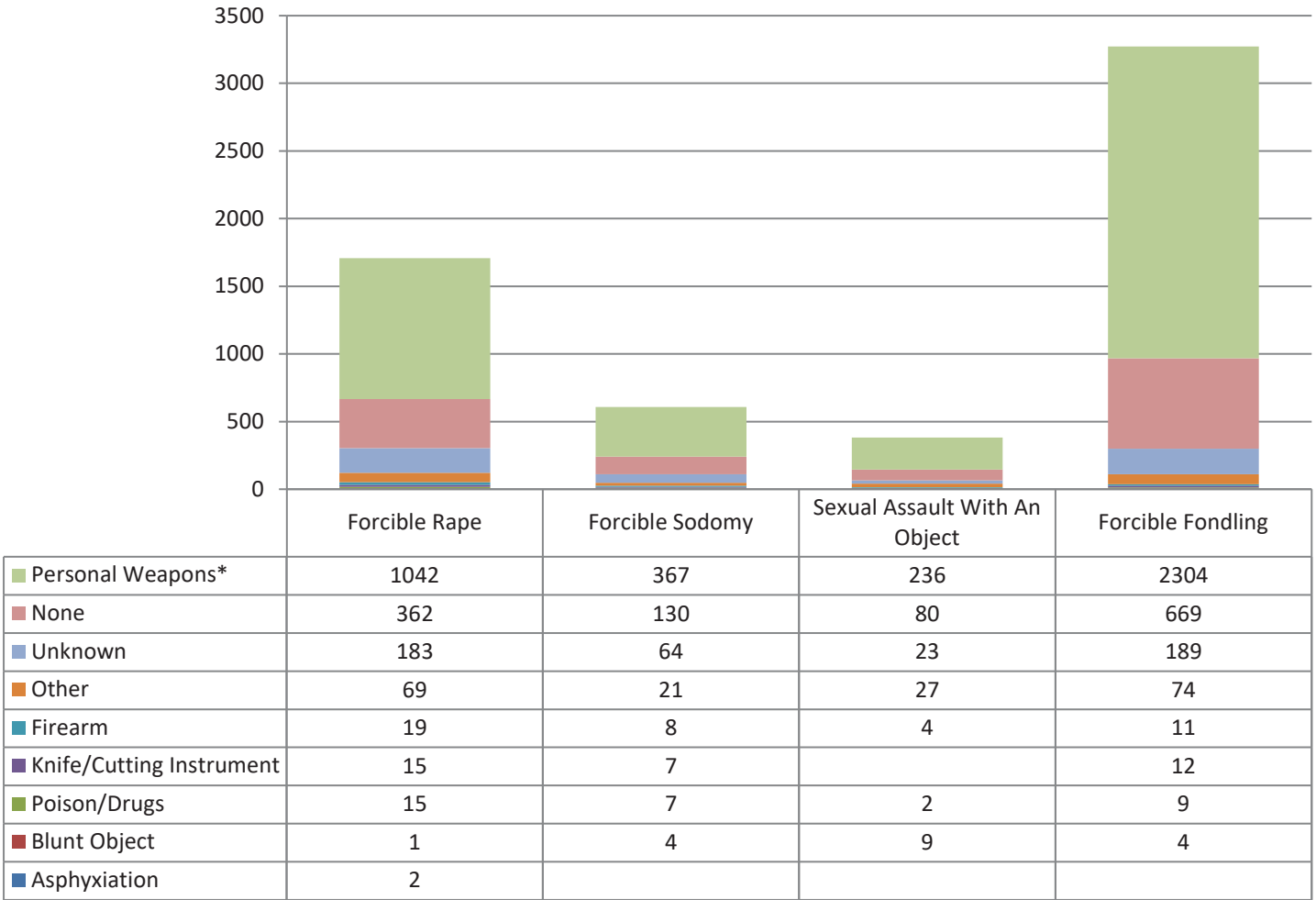
## Crimes by Known Day of Week and Time



# Forcible Sex Offenses

## Type of Weapon and/or Force Applied

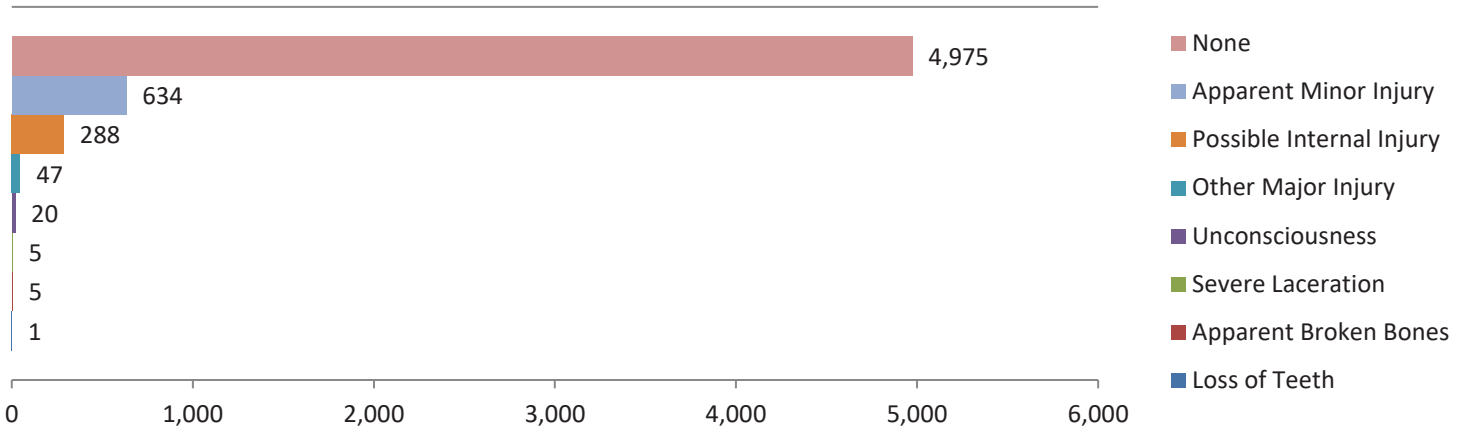
Up to 3 types may be listed per offense



\*Hands, Fists, Feet, Arms, Teeth, Etc.

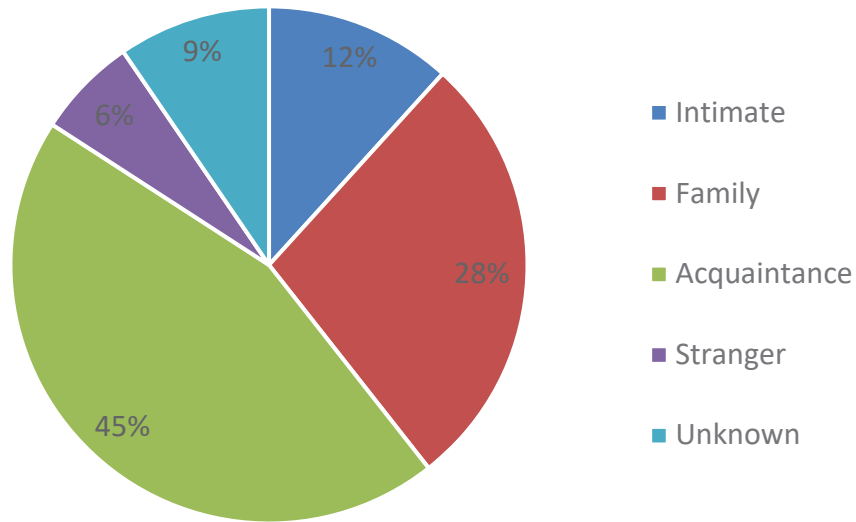
## Type of Injury

Up to 5 injuries may be listed per person



# Forcible Sex Offenses

## Victim to Offender Relationship



|   | Number of Victims |
|---|-------------------|
| <b>Intimate</b>                           |                   |
| Boyfriend/Girlfriend                      | 323               |
| Ex-Relationship (Ex-boyfriend/girlfriend) | 154               |
| Spouse                                    | 125               |
| Ex-Spouse                                 | 14                |
| Common-Law Spouse                         | 8                 |
| <b>Family</b>                             |                   |
| Other Family Member                       | 423               |
| Child                                     | 422               |
| Sibling (Brother or Sister)               | 227               |
| Stepchild                                 | 161               |
| Grandchild                                | 107               |
| Stepsibling                               | 74                |
| Stepparent                                | 29                |
| In-Law                                    | 21                |
| Parent                                    | 5                 |
| Grandparent                               | 2                 |
| <b>Acquaintance</b>                       |                   |
| Acquaintance                              | 1,225             |
| Otherwise Known                           | 600               |
| Friend                                    | 365               |
| Child of Boyfriend/Girlfriend             | 72                |
| Neighbor                                  | 52                |
| Employee                                  | 34                |
| Babysittee (the Baby)                     | 22                |
| Employer                                  | 10                |
| <b>Stranger</b>                           |                   |
|   | 335               |
| <b>Unknown</b>                            |                   |
|   | 508               |

## Forcible Sex Offenses Victims & Offenders

| Victims | Age          | White | Black or African American | American Indian or Alaska Native | Asian    | Native Hawaiian or Other Pacific Islander | Unknown  |
|---------|--------------|-------|---------------------------|----------------------------------|----------|---|----------|
| Female  | Under 10     | 468   | 202                       |                                  | 3        |   | 53       |
|         | 11 - 17      | 1,481 | 467                       | 5                                | 24       | 2   | 106      |
|         | 18 - 24      | 506   | 202                       |                                  | 23       |   | 27       |
|         | 25 - 34      | 452   | 144                       | 2                                | 6        | 1   | 16       |
|         | 35 - 44      | 308   | 86                        | 2                                | 8        | 1   | 8        |
|         | 45 - 54      | 127   | 42                        |                                  | 4        |   | 3        |
|         | 55 - 64      | 55    | 29                        |                                  | 1        |   | 2        |
|         | 65 and over  | 52    | 14                        |                                  |          |   | 4        |
|         | Unknown      | 16    | 5                         |                                  | 1        |   | 9        |
|         | <b>TOTAL</b> |       | <b>3,465</b>              | <b>1,191</b>                     | <b>9</b> | <b>70</b>                                 | <b>4</b> |
| Male    | Under 10     | 236   | 77                        |                                  | 3        |   | 24       |
|         | 11 - 17      | 198   | 65                        |                                  | 1        |   | 18       |
|         | 18 - 24      | 53    | 24                        |                                  | 1        |   | 4        |
|         | 25 - 34      | 41    | 22                        |                                  | 1        |   | 1        |
|         | 35 - 44      | 21    | 15                        |                                  | 2        |   | 1        |
|         | 45 - 54      | 17    | 4                         |                                  |          |   |          |
|         | 55 - 64      | 9     |                           |                                  |          |   |          |
|         | 65 and over  | 8     | 3                         |                                  |          |   |          |
|         | Unknown      | 4     |                           |                                  |          |   | 2        |
|         | <b>TOTAL</b> |       | <b>587</b>                | <b>210</b>                       | <b>0</b> | <b>8</b>                                  | <b>0</b> |

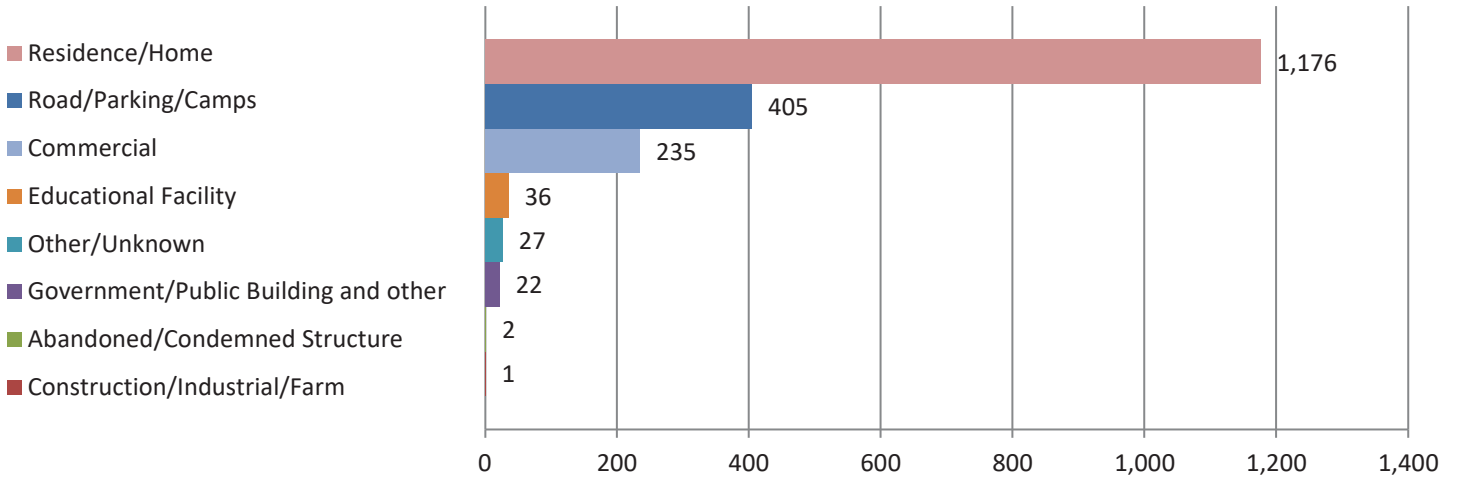
*Victims with all unknown demographic information are not included in this table.*

| Offenders | Age          | White | Black or African American | American Indian or Alaska Native | Asian    | Native Hawaiian or Other Pacific Islander | Unknown  |
|-----------|--------------|-------|---------------------------|----------------------------------|----------|---|----------|
| Female    | Under 10     | 17    | 5                         |                                  |          |   | 3        |
|           | 11 - 17      | 74    | 31                        |                                  | 2        |   | 7        |
|           | 18 - 24      | 27    | 13                        |                                  |          |   | 5        |
|           | 25 - 34      | 47    | 18                        |                                  | 3        |   | 4        |
|           | 35 - 44      | 35    | 5                         | 1                                | 1        |   |          |
|           | 45 - 54      | 20    | 4                         |                                  | 3        |   |          |
|           | 55 - 64      | 14    | 2                         |                                  | 1        | 1   | 1        |
|           | 65 and over  | 6     | 3                         |                                  |          |   |          |
|           | Unknown      | 4     |                           |                                  |          |   | 7        |
|           | <b>TOTAL</b> |       | <b>244</b>                | <b>81</b>                        | <b>1</b> | <b>10</b>                                 | <b>1</b> |
| Male      | Under 10     | 66    | 28                        |                                  | 1        |   | 18       |
|           | 11 - 17      | 552   | 298                       | 2                                | 8        | 2   | 54       |
|           | 18 - 24      | 432   | 218                       |                                  | 7        |   | 27       |
|           | 25 - 34      | 543   | 300                       | 1                                | 14       | 3   | 37       |
|           | 35 - 44      | 506   | 225                       |                                  | 8        |   | 27       |
|           | 45 - 54      | 301   | 139                       | 2                                | 5        |   | 13       |
|           | 55 - 64      | 189   | 110                       |                                  | 6        |   | 8        |
|           | 65 and over  | 132   | 46                        | 1                                | 3        |   | 7        |
|           | Unknown      | 129   | 84                        |                                  | 4        |   | 125      |
|           | <b>TOTAL</b> |       | <b>2,850</b>              | <b>1,448</b>                     | <b>6</b> | <b>56</b>                                 | <b>5</b> |
| Unknown   | Under 10     |       |                           |                                  |          |   |          |
|           | 11 - 17      |       |                           |                                  |          |   | 5        |
|           | 18 - 24      |       |                           |                                  |          |   | 4        |
|           | 25 - 34      | 1     |                           |                                  |          |   |          |
|           | 35 - 44      |       |                           |                                  |          |   |          |
|           | 45 - 54      |       |                           |                                  |          |   | 2        |
|           | 55 - 64      |       |                           |                                  |          |   |          |
|           | 65 and over  |       |                           |                                  |          |   |          |
| Unknown   | 1            | 2     |                           |                                  |          | 117                                       |          |

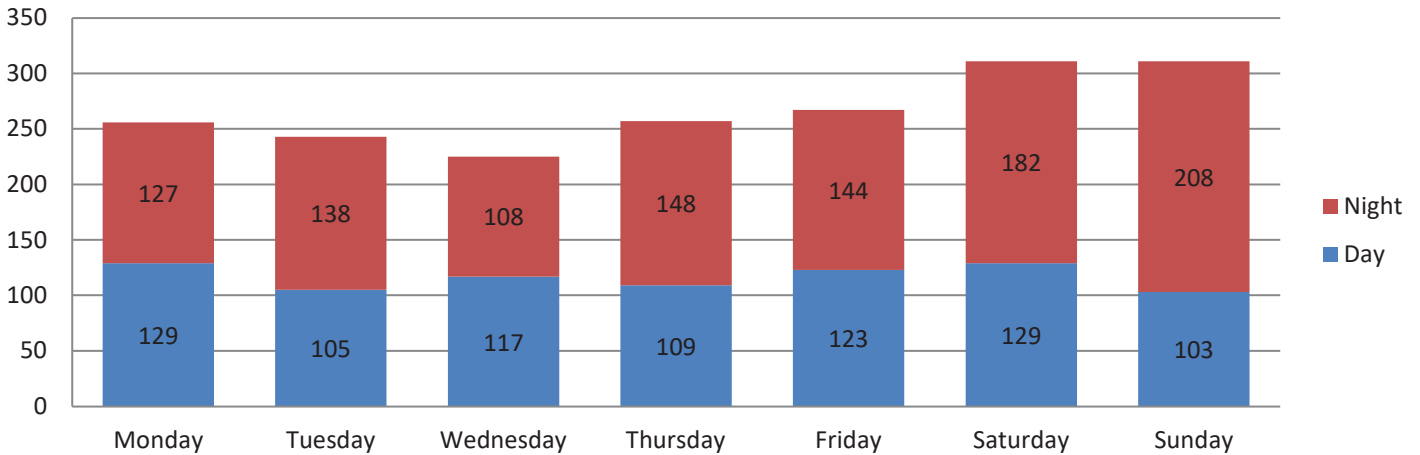
# Kidnapping/Abduction

In 2022, the contributing agencies reported 1,733 offenses resulting in 1,904 persons being unlawfully seized, transported, and/or detained against his/her will (including minors without the consent of a custodial parent(s) or legal guardian).

## Location Type

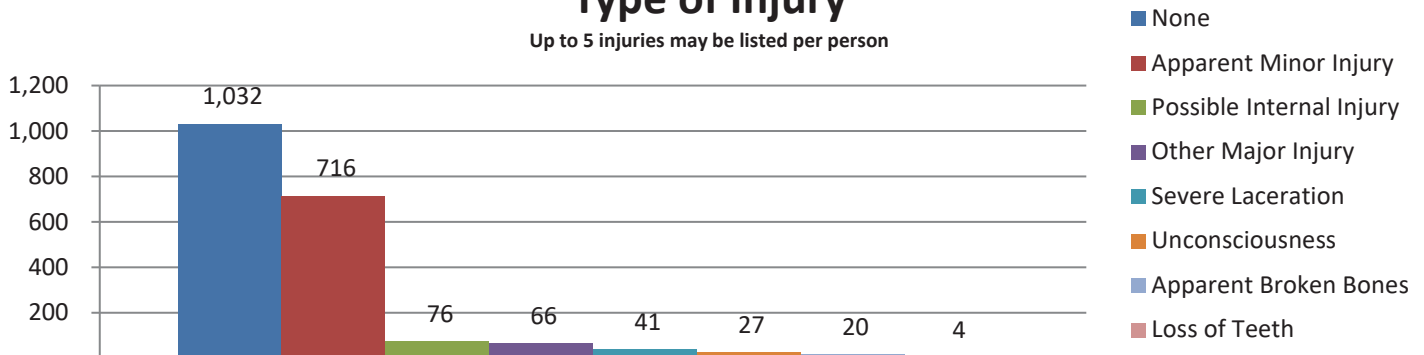


## Crimes by Known Day of Week and Time



## Type of Injury

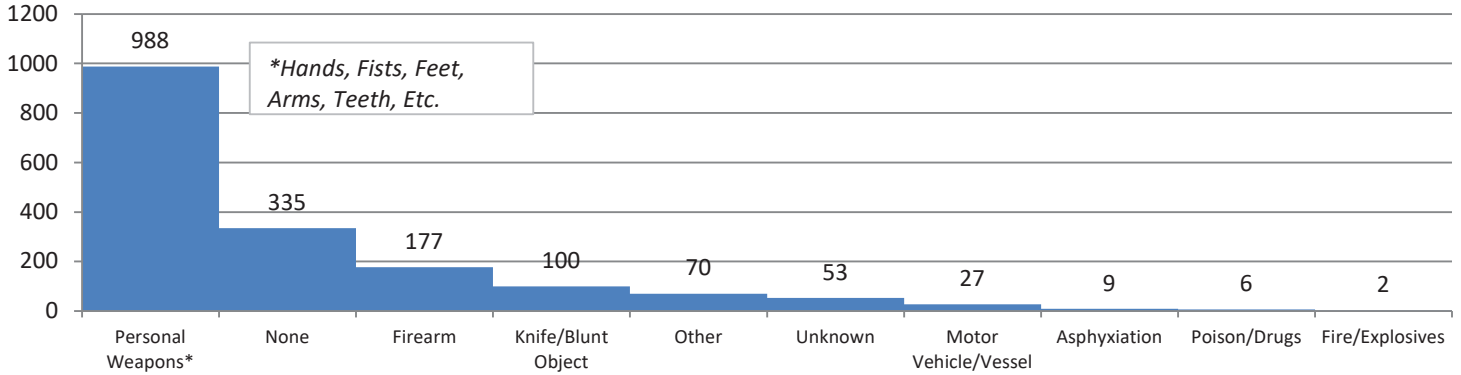
Up to 5 injuries may be listed per person



# Kidnapping/Abduction

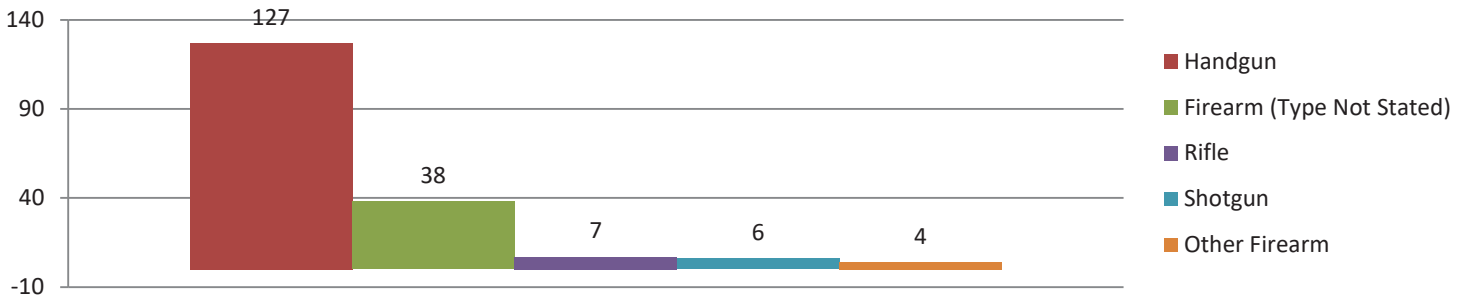
## Type of Weapon or Force Used

Up to 3 types may be listed per offense

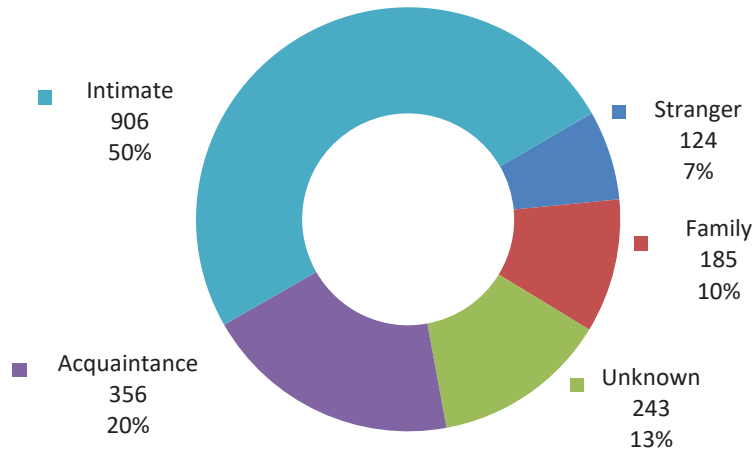


## Firearms by Type

Up to 3 types may be listed per offense



## Victim to Offender Relationship





## Kidnapping/Abduction

| Victims | Age          | White | Black or African American | American Indian or Alaska Native | Asian    | Native Hawaiian or Other Pacific Islander | Unknown  |
|---------|--------------|-------|---------------------------|----------------------------------|----------|---|----------|
| Female  | Under 10     | 33    | 43                        |                                  | 1        |   | 2        |
|         | 11 - 17      | 64    | 32                        |                                  | 4        |   | 6        |
|         | 18 - 24      | 190   | 129                       |                                  | 4        | 1   | 3        |
|         | 25 - 34      | 277   | 163                       |                                  | 8        |   | 8        |
|         | 35 - 44      | 191   | 100                       | 2                                | 3        | 4   | 2        |
|         | 45 - 54      | 98    | 41                        |                                  | 8        |   | 5        |
|         | 55 - 64      | 35    | 20                        |                                  | 2        | 4   | 2        |
|         | 65 and over  | 14    | 8                         |                                  | 4        |   |          |
|         | Unknown      | 3     | 1                         |                                  |          |   | 2        |
|         | <b>TOTAL</b> |       | <b>905</b>                | <b>537</b>                       | <b>2</b> | <b>34</b>                                 | <b>9</b> |
| Male    | Under 10     | 31    | 31                        |                                  | 1        |   | 3        |
|         | 11 - 17      | 45    | 15                        |                                  | 1        |   | 2        |
|         | 18 - 24      | 38    | 12                        |                                  | 3        |   |          |
|         | 25 - 34      | 50    | 21                        | 1                                | 3        |   |          |
|         | 35 - 44      | 29    | 16                        |                                  | 4        |   |          |
|         | 45 - 54      | 19    | 8                         |                                  | 1        | 2   | 1        |
|         | 55 - 64      | 16    | 11                        |                                  |          | 1   |          |
|         | 65 and over  | 12    | 3                         |                                  |          | 1   |          |
|         | Unknown      |       | 1                         |                                  |          |   | 1        |
|         | <b>TOTAL</b> |       | <b>240</b>                | <b>118</b>                       | <b>1</b> | <b>13</b>                                 | <b>4</b> |

*Victims with all unknown demographic information are not included in this table.*

| Offenders | Age          | White | Black or African American | American Indian or Alaska Native | Asian    | Native Hawaiian or Other Pacific Islander | Unknown  |
|-----------|--------------|-------|---------------------------|----------------------------------|----------|---|----------|
| Female    | Under 10     |       |                           |                                  |          |   |          |
|           | 11 -17       | 5     | 6                         |                                  |          |   |          |
|           | 18 - 24      | 15    | 27                        |                                  |          | 1   |          |
|           | 25 - 34      | 42    | 41                        |                                  | 3        |   | 3        |
|           | 35 - 44      | 40    | 25                        |                                  | 1        |   |          |
|           | 45 - 54      | 22    | 12                        |                                  | 1        |   |          |
|           | 55 - 64      | 14    | 5                         |                                  |          |   |          |
|           | 65 and over  | 5     |                           |                                  |          |   |          |
|           | Unknown      | 7     | 2                         |                                  |          |   |          |
|           | <b>TOTAL</b> |       | <b>150</b>                | <b>118</b>                       | <b>0</b> | <b>5</b>                                  | <b>1</b> |
| Male      | Under 10     |       | 1                         |                                  |          |   |          |
|           | 11 -17       | 18    | 19                        |                                  |          |   | 4        |
|           | 18 - 24      | 156   | 150                       |                                  | 2        |   | 4        |
|           | 25 - 34      | 251   | 254                       |                                  | 6        |   | 5        |
|           | 35 - 44      | 211   | 159                       |                                  | 6        | 2   |          |
|           | 45 - 54      | 92    | 79                        |                                  | 4        |   | 3        |
|           | 55 - 64      | 46    | 28                        |                                  | 1        | 1   | 1        |
|           | 65 and over  | 15    | 9                         |                                  |          |   |          |
|           | Unknown      | 11    | 23                        |                                  |          |   | 9        |
|           | <b>TOTAL</b> |       | <b>800</b>                | <b>722</b>                       | <b>0</b> | <b>19</b>                                 | <b>3</b> |
| Unknown   | Under 10     |       |                           |                                  |          |   |          |
|           | 11 -17       |       |                           |                                  |          |   |          |
|           | 18 - 24      |       |                           |                                  |          |   |          |
|           | 25 - 34      |       |                           |                                  |          |   | 1        |
|           | 35 - 44      |       |                           |                                  |          |   |          |
|           | 45 - 54      |       | 1                         |                                  |          |   |          |
|           | 55 - 64      |       |                           |                                  |          |   |          |
|           | 65 and over  |       |                           |                                  |          |   |          |
| Unknown   |              |       |                           |                                  |          | 17  |          |

# CRIMES AGAINST PROPERTY

## Robbery

The taking or attempting to take anything of value under confrontational circumstances from the control, custody, or care of another person by force or threat of force or violence and/or by putting the victim in fear of immediate harm

## Burglary/Breaking and Entering

The unlawful entry into a building or other structure with the intent to commit a felony or a theft

## Motor Vehicle Theft

The theft of a motor vehicle

## Larceny

The unlawful taking, carrying, leading, or riding away of property from the possession or constructive possession of another person

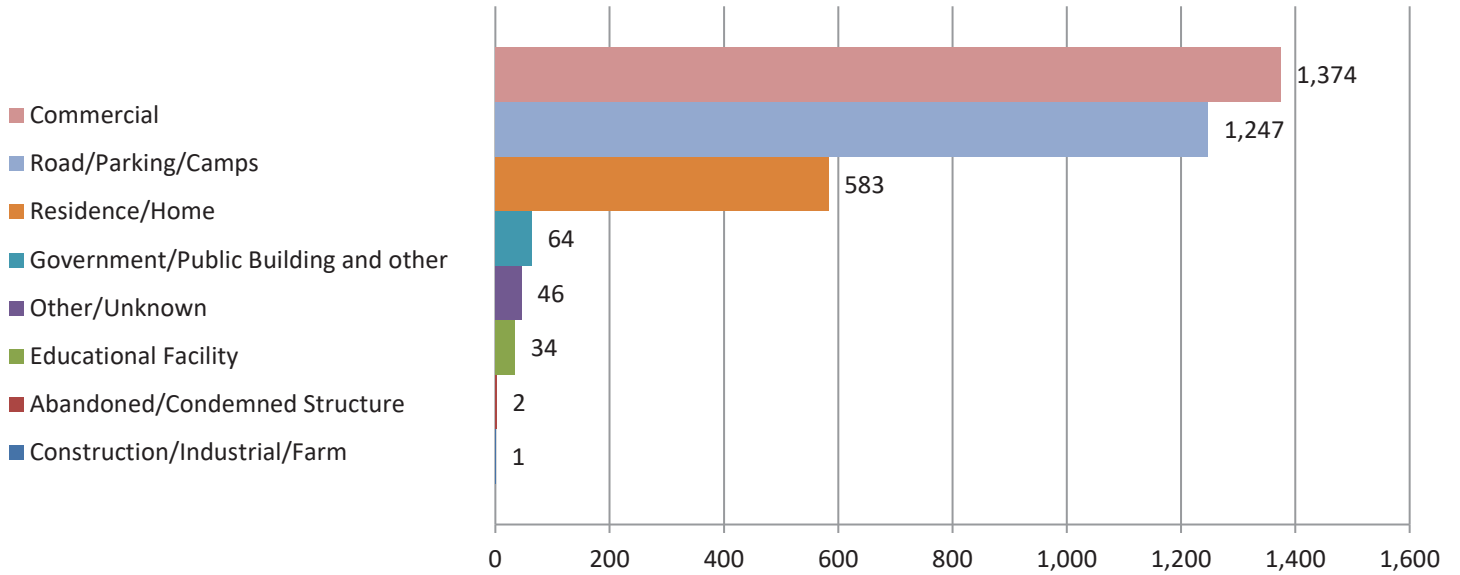
## Fraud

The intentional perversion of the truth for the purpose of inducing another person or other entity in reliance upon it to part with something of value or to surrender a legal right

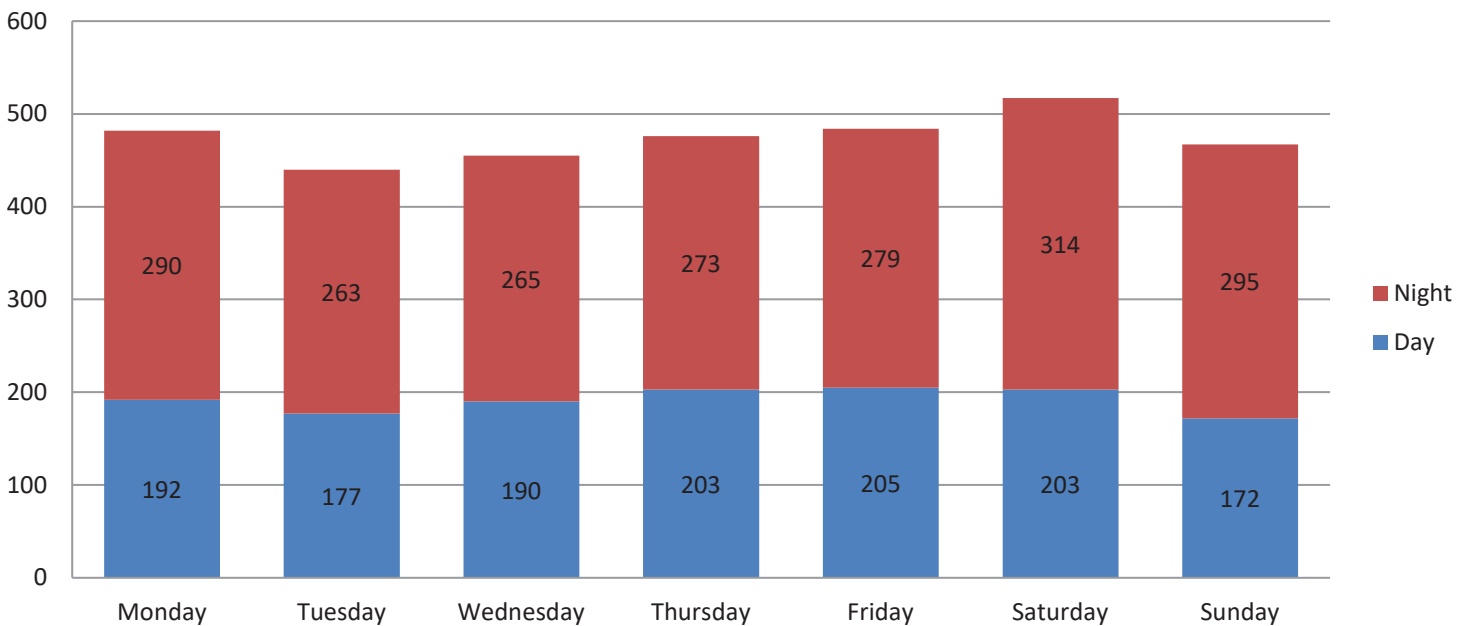
# Robbery

There were 3,351 robberies/attempted robberies reported in 2022.

## Location



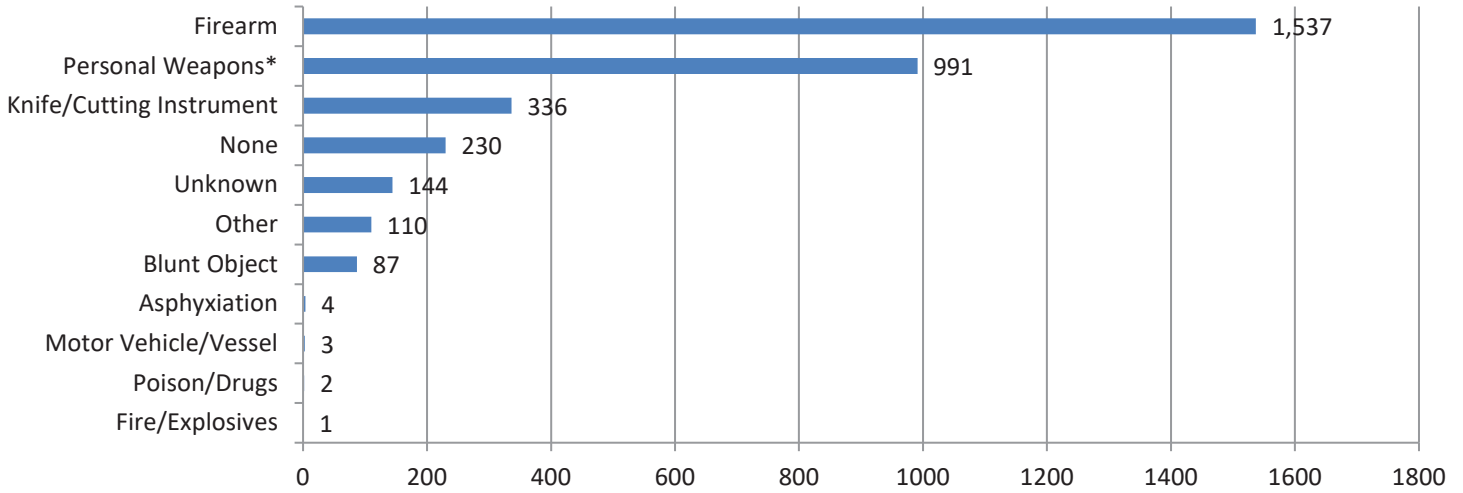
## Crimes by Known Day of Week and Time



# Robbery

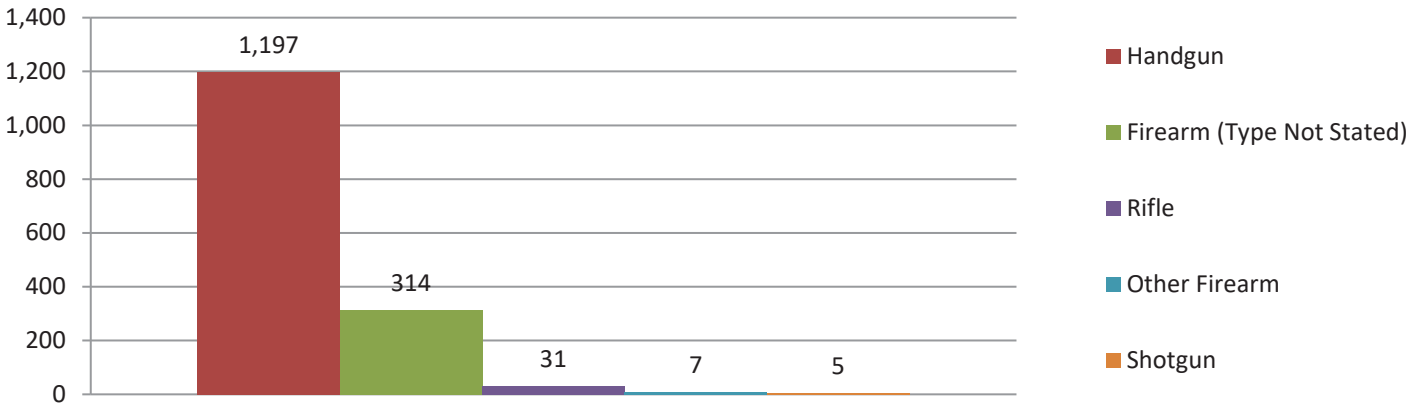
## Type of Weapon or Force Used

Up to 3 types may be listed per offense



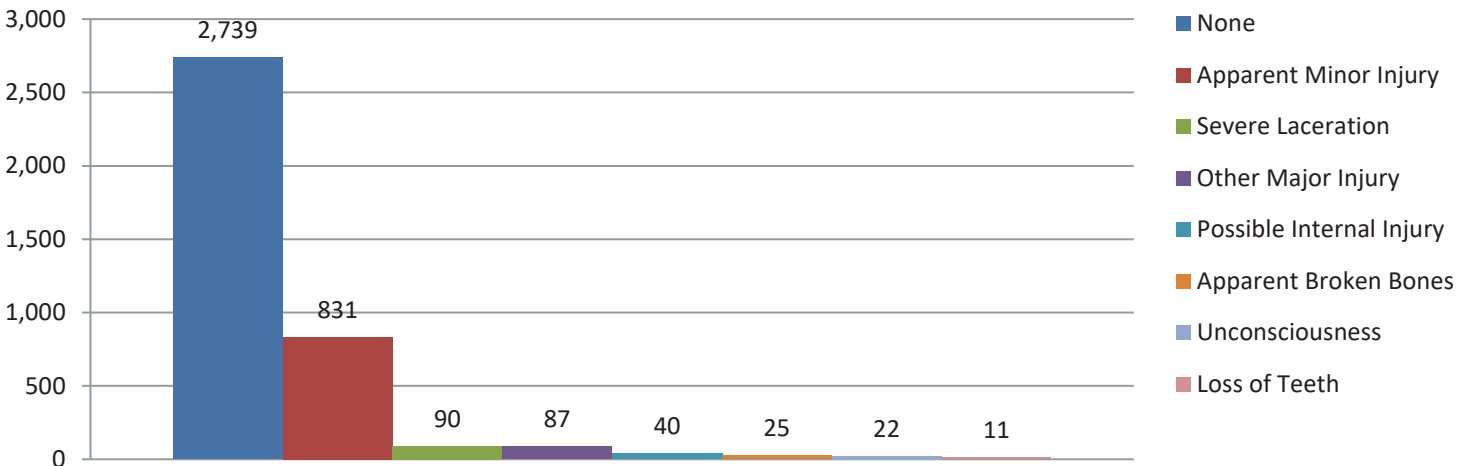
## Firearms by Type

Up to 3 types may be listed per offense



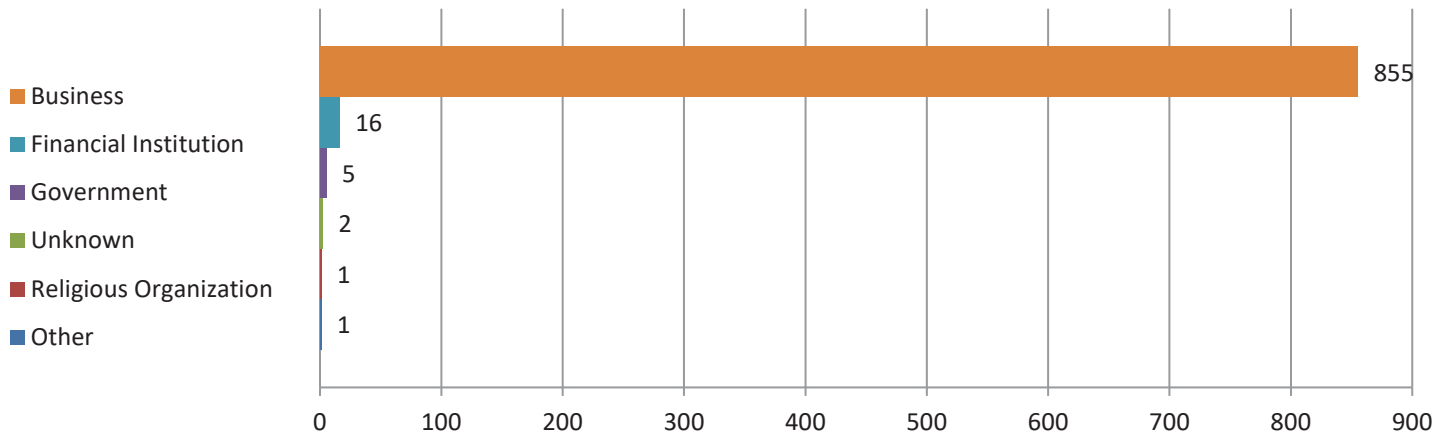
## Type of Injury

Up to 5 injuries may be listed per person

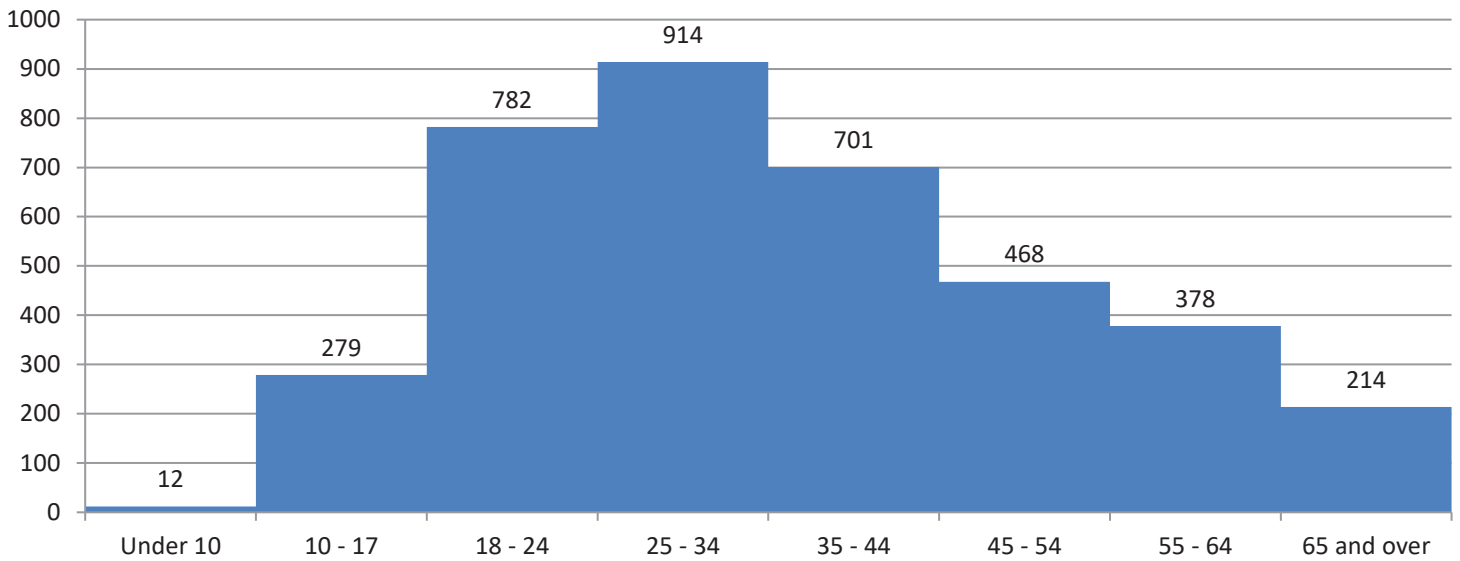


# Robbery

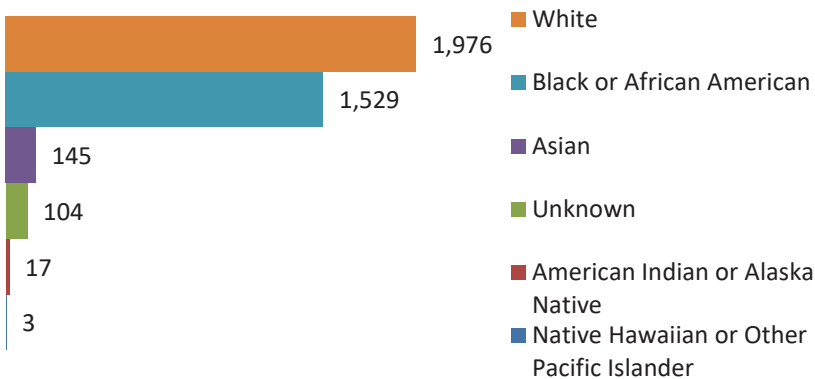
## Type of Victim



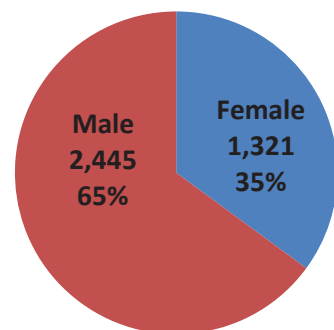
## Known Age of Individual Victims



## Number of Victims by Known Race

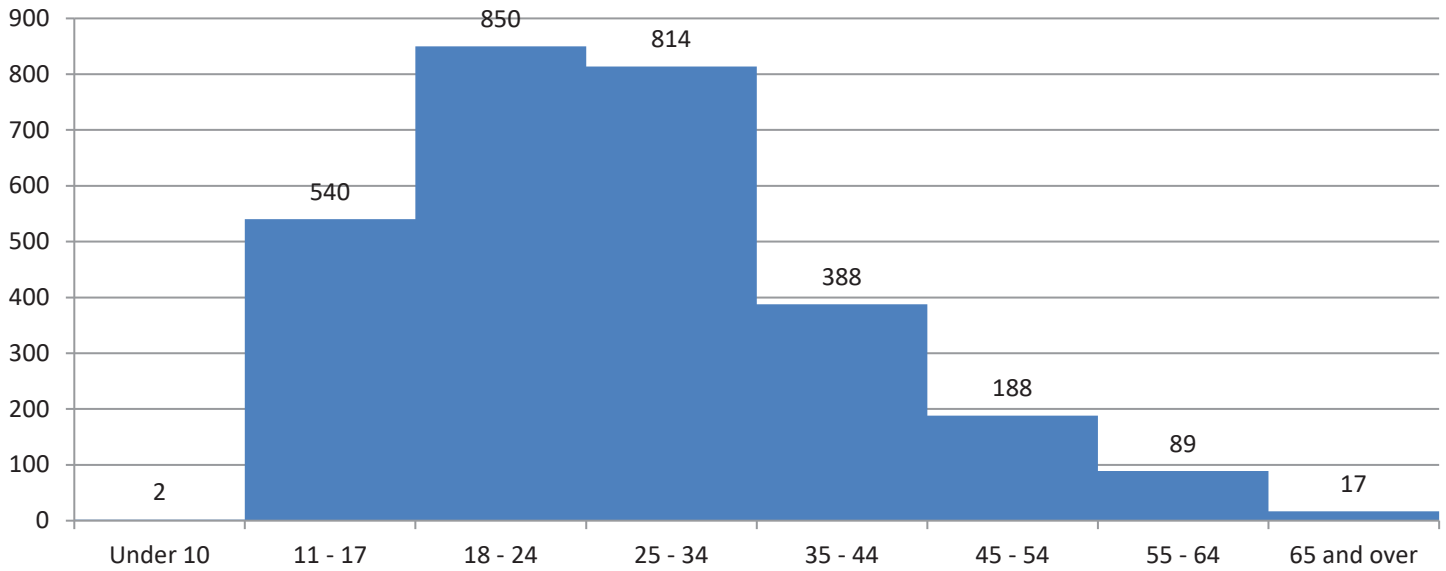


## Number of Victims by Known Sex

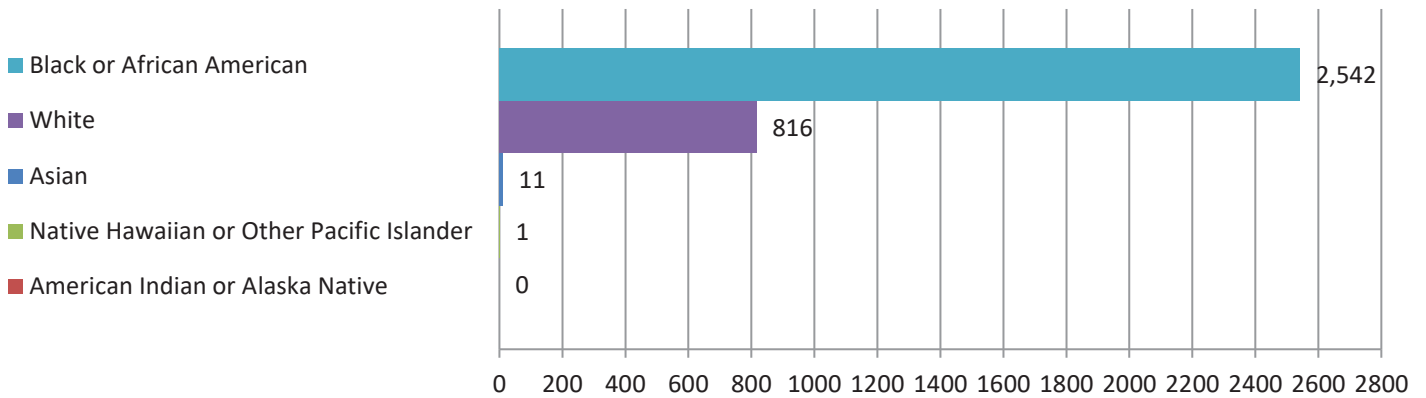


# Robbery

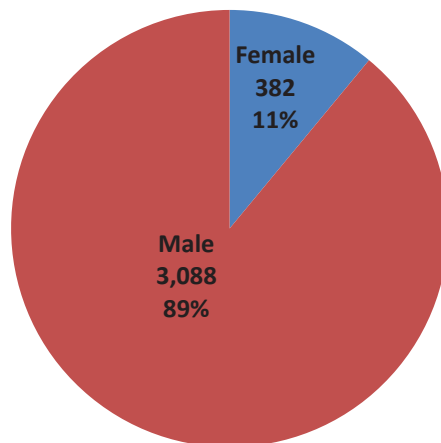
## Number of Offenders by Known Age



## Number of Offenders by Known Race



## Number of Offenders by Known Sex



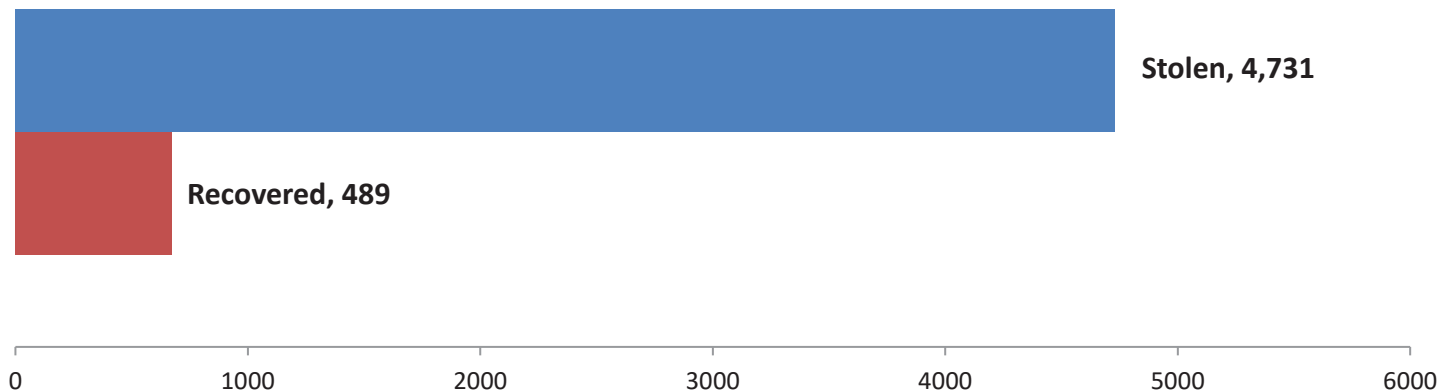
# Robbery

## Types of Property Stolen in Robberies

| Property Description         | Total Property Value | Average Property Value |
|------------------------------|----------------------|------------------------|
| Automotive                   | \$ 2,069,202         | \$ 10,834              |
| Drug-Alcohol                 | \$ 144,958           | \$ 2,301               |
| Financial                    | \$ 1,160,045         | \$ 893                 |
| Firearms-Weapons-Accessories | \$ 61,465            | \$ 455                 |
| Merchandise-Goods            | \$ 1,712,312         | \$ 2,212               |
| Technology                   | \$ 428,824           | \$ 681                 |
| Tools-Equipment              | \$ 6,896             | \$ 383                 |
| Other                        | \$ 175,684           | \$ 523                 |

*\*Only properties valued over \$1 are included*

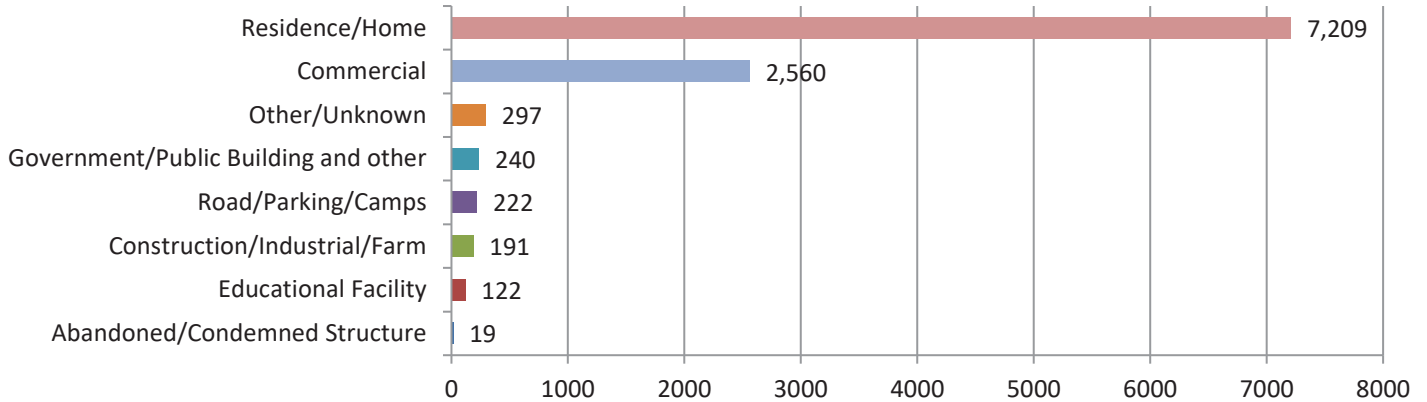
## Number of Property Items Stolen vs. Recovered



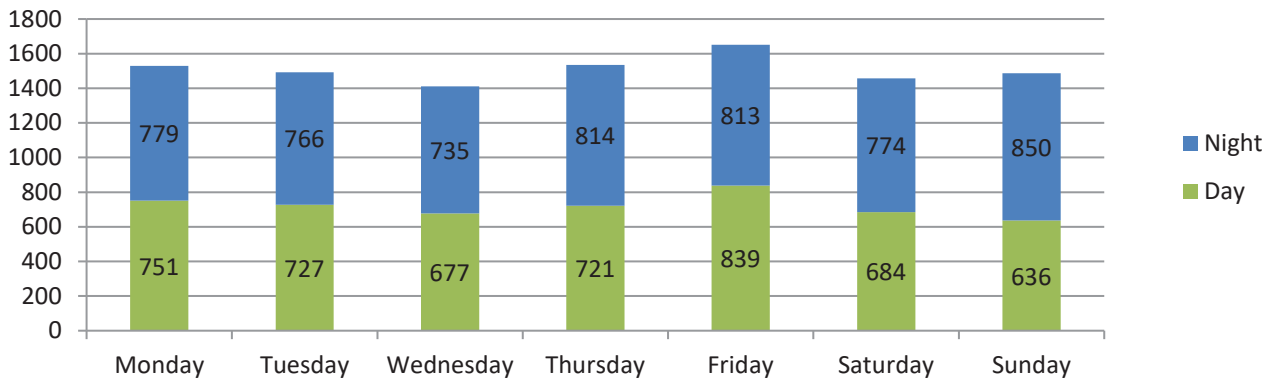
# Burglary

There were 10,860 burglaries/attempted burglaries reported by contributing agencies in 2022.

## Number of Crimes by Location Type



## Number of Crimes by Known Day of Week & Time of Day



| Point of Entry/Exit* | Type Entry | Type Exit |
|----------------------|------------|-----------|
| Door                 | 2,060      | 1,722     |
| Front                | 1,310      | 900       |
| Window               | 1,035      | 336       |
| Rear                 | 850        | 572       |
| Side                 | 365        | 220       |
| Other                | 130        | 71        |
| Attached Garage      | 115        | 69        |
| Patio/Sliding Dr.    | 109        | 65        |
| Vent/A.C.            | 89         | 23        |
| Wall                 | 19         | 7         |
| Roof/Skylight        | 17         | 6         |
| Balcony/Fire Escape  | 17         | 9         |
| Floor                | 13         | 8         |
| Attic                | 6          | 2         |
| Vehicle              | 3          | 2         |
| Hidden Within        | 1          | 0         |

\*up to 2 entry/exit types may be reported

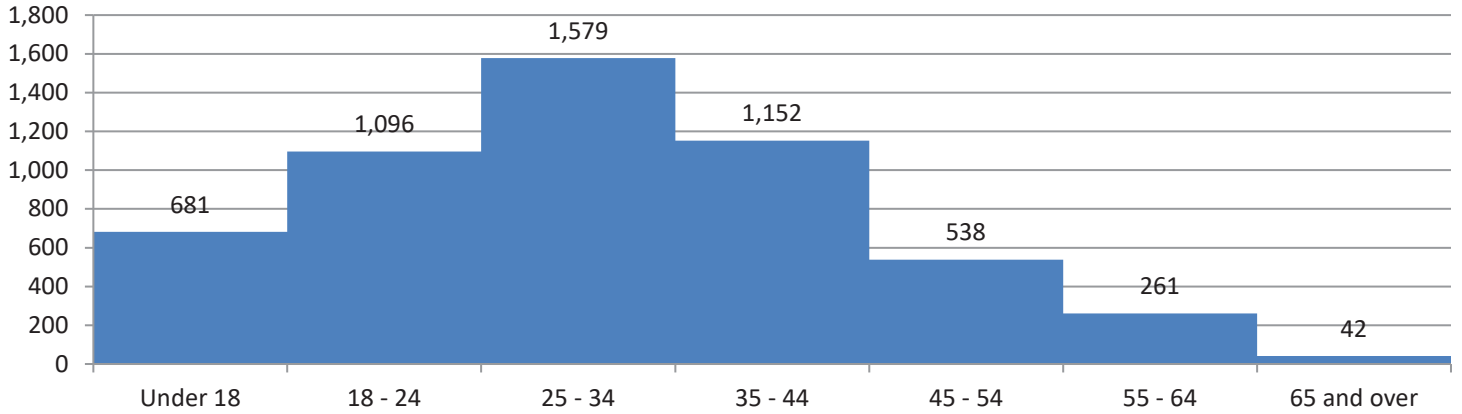
| Type of Known Security* | Number of Offenses |
|-------------------------|--------------------|
| Locked                  | 1,787              |
| Camera                  | 876                |
| Unlocked                | 466                |
| None                    | 436                |
| Alarm/Audio             | 311                |
| Dead Bolt               | 300                |
| Alarm/Silent            | 85                 |
| Exterior Lights         | 67                 |
| Other                   | 63                 |
| Fence                   | 54                 |
| Dog                     | 36                 |
| Interior Lights         | 25                 |
| Bars/Grate              | 20                 |
| Guard                   | 6                  |
| Neighborhood Watch      | 4                  |

\*up to 3 security types may be reported

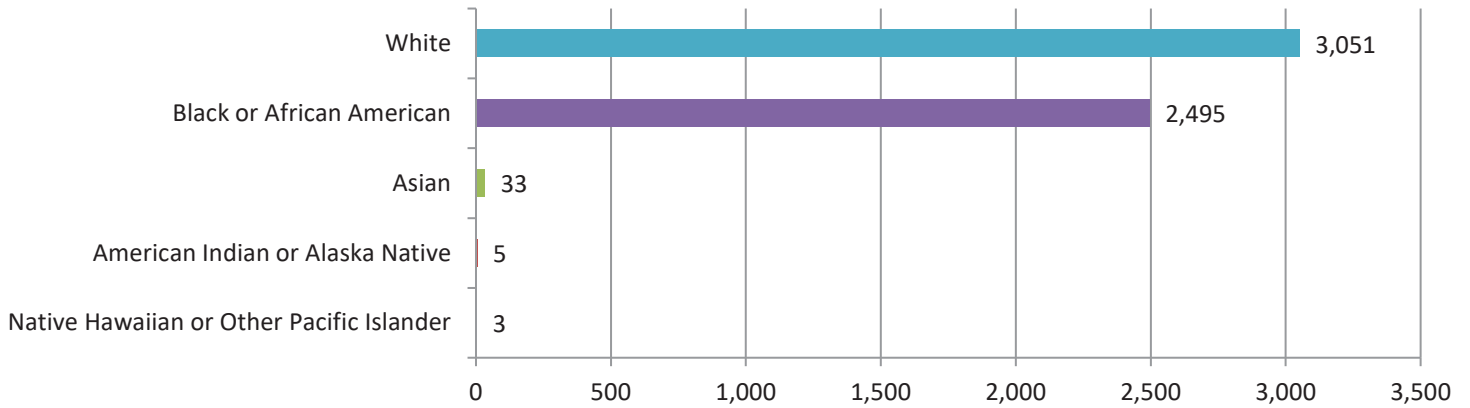


# Burglary

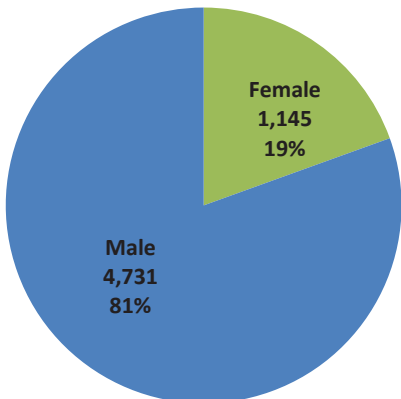
## Number of Offenders by Known Age Range



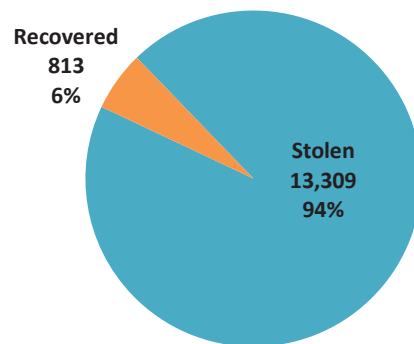
## Number of Offenders by Known Race



## Number of Offenders by Known Sex



## Number of Property Items Stolen vs. Recovered



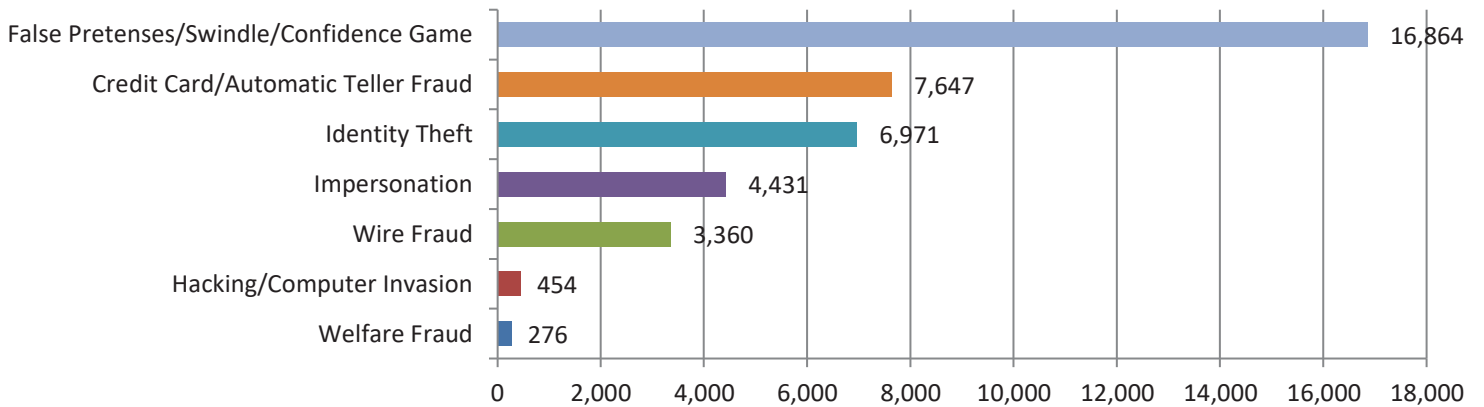
## Property Stolen in Burglaries

| Property Description                       | Total Property Value* | Average Property Value* |
|--|-----------------------|-------------------------|
| Aircraft Parts/Accessories                 | \$ 125                | \$ 125                  |
| Artistic Supplies/Accessories              | \$ 13,746             | \$ 550                  |
| Bicycles                                   | \$ 164,140            | \$ 1,334                |
| Building Materials                         | \$ 292,543            | \$ 2,233                |
| Camping/Hunting/Fishing Equipment/Supplies | \$ 59,471             | \$ 551                  |
| Chemicals                                  | \$ 1,382              | \$ 230                  |
| Clothes/Fur/Personal Possessions           | \$ 1,483,873          | \$ 1,620                |
| Collections/Collectibles                   | \$ 345,110            | \$ 3,287                |
| Computer Hardware/Software                 | \$ 1,078,823          | \$ 1,250                |
| Consumable Goods                           | \$ 170,471            | \$ 592                  |
| Crops                                      | \$ 1,126              | \$ 375                  |
| Drug/Alcohol                               | \$ 154,507            | \$ 556                  |
| Explosives                                 | \$ 16,432             | \$ 530                  |
| Farm Equipment                             | \$ 87,198             | \$ 4,360                |
| Financial Instruments Except Money         | \$ 812,782            | \$ 20,841               |
| Firearm Accessories                        | \$ 60,370             | \$ 656                  |
| Firearms                                   | \$ 867,928            | \$ 1,660                |
| Fuel                                       | \$ 1,443              | \$ 47                   |
| Gambling Equipment                         | \$ 28,017             | \$ 2,335                |
| Heavy Construction/Industrial Equipment    | \$ 278,376            | \$ 5,252                |
| Household Goods                            | \$ 742,880            | \$ 1,117                |
| Jewelry/Precious Metals/Gems               | \$ 5,051,535          | \$ 6,612                |
| Law Enforcement Equipment                  | \$ 300                | \$ 75                   |
| Lawn/Yard/Garden Equipment                 | \$ 320,545            | \$ 1,068                |
| Livestock                                  | \$ 7,000              | \$ 7,000                |
| Logging Equipment                          | \$ 13,790             | \$ 690                  |
| Medical/Medical Lab Equipment              | \$ 24,462             | \$ 1,631                |
| Merchandise                                | \$ 273,890            | \$ 1,522                |
| Metals, Non-Precious                       | \$ 180,669            | \$ 2,697                |
| Money                                      | \$ 4,529,651          | \$ 3,161                |
| Motorized Vehicle                          | \$ 1,234,291          | \$ 9,874                |
| Musical Instruments                        | \$ 172,062            | \$ 2,264                |
| Office-type Equipment                      | \$ 28,932             | \$ 357                  |
| Other                                      | \$ 3,370,311          | \$ 1,961                |
| Pets                                       | \$ 26,810             | \$ 924                  |
| Photographic/Optical Equipment             | \$ 212,513            | \$ 2,388                |
| Portable Electronic Communications         | \$ 436,678            | \$ 1,220                |
| Radios/TVs/VCRs/DVD Players                | \$ 497,791            | \$ 660                  |
| Recordings-Audio/Visual                    | \$ 72,666             | \$ 1,253                |
| Recreational/Sports Equipment              | \$ 74,788             | \$ 935                  |
| Tools                                      | \$ 1,625,260          | \$ 1,566                |
| Trailers                                   | \$ 17,600             | \$ 2,514                |
| Vehicle Parts/Accessories                  | \$ 185,894            | \$ 1,309                |
| Watercraft                                 | \$ 2,500              | \$ 500                  |
| Watercraft Equipment/Parts/Accessories     | \$ 1,900              | \$ 633                  |
| Weapons-Other                              | \$ 102,105            | \$ 1,135                |

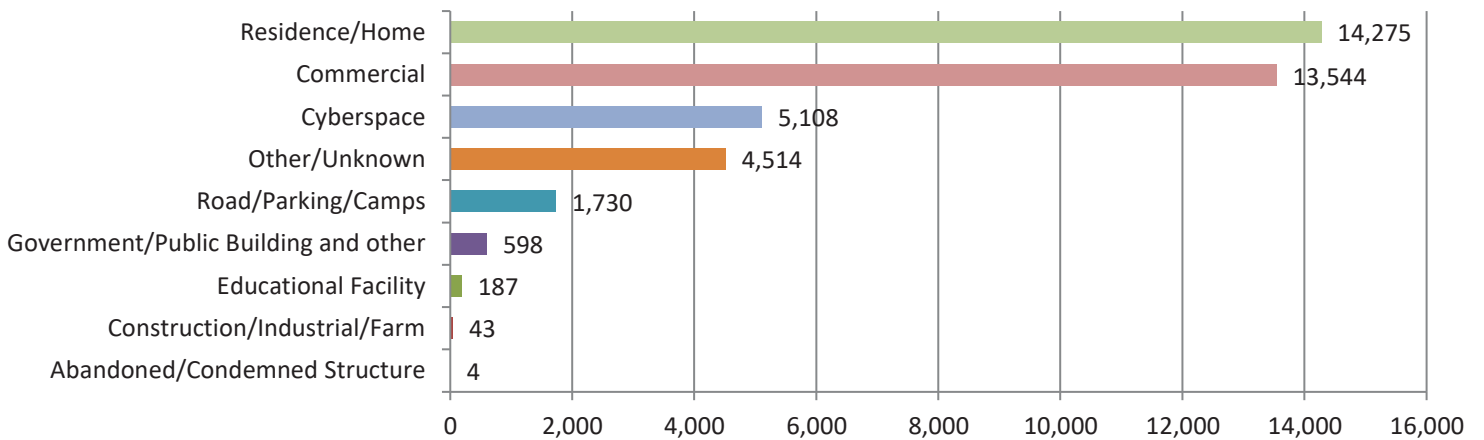
# Fraud

There were 40,003 fraud/attempted fraud crimes reported by contributing agencies in 2022.

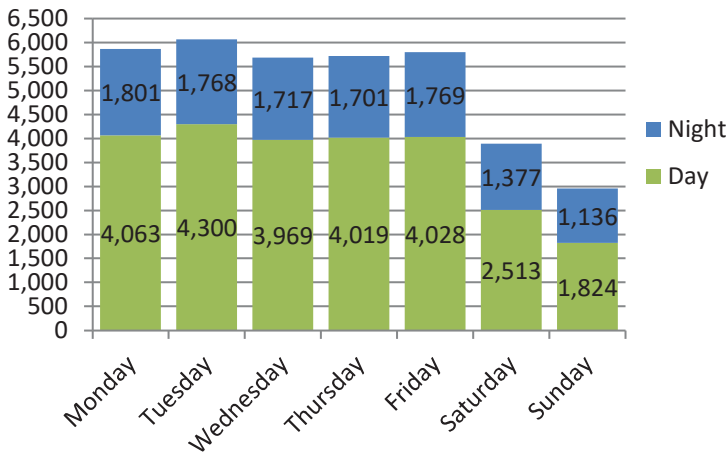
## Number of Crimes by Type of Fraud



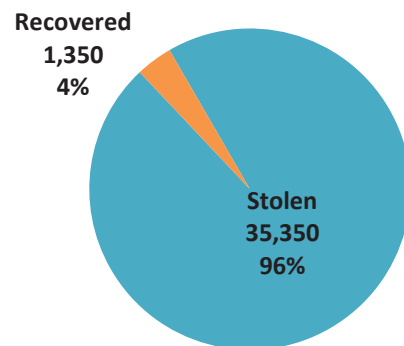
## Number of Crimes by Location



## Number of Crimes by Known Day of Week & Time



## Number of Stolen vs. Recovered Properties

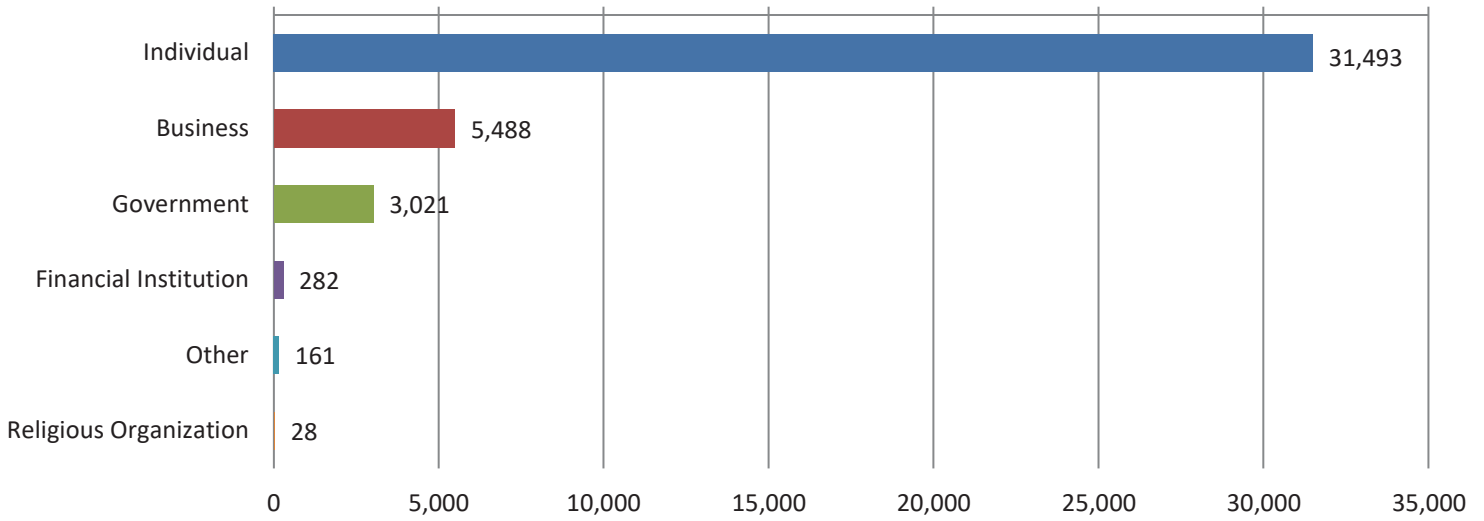


## Property Stolen in Fraud

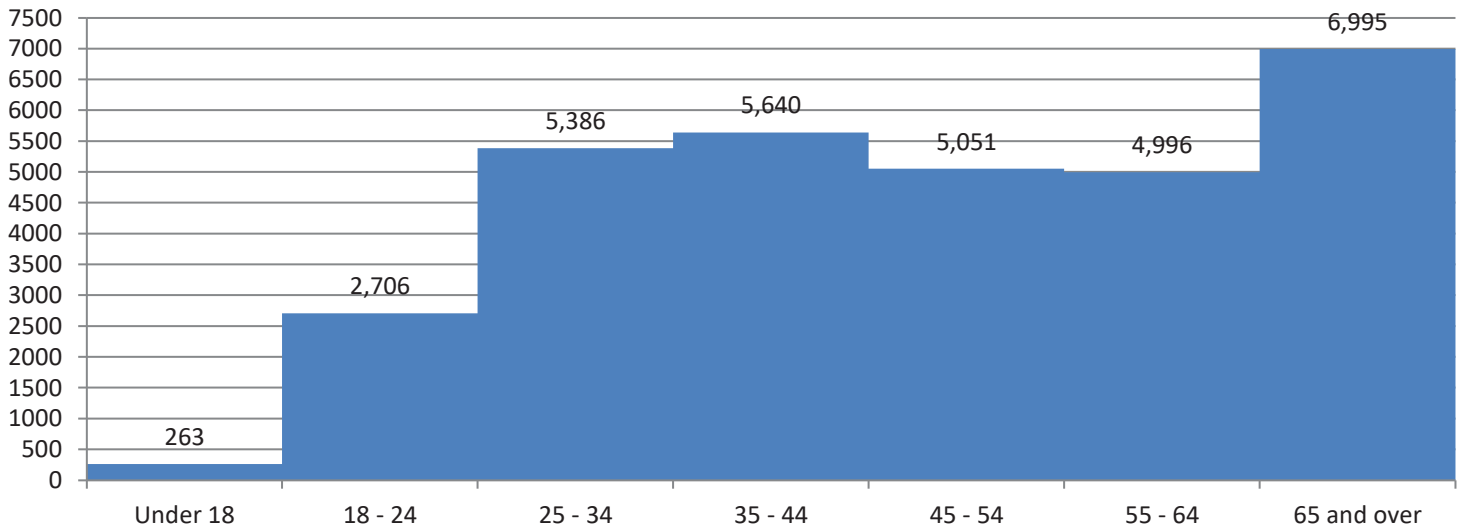
| Property Description                       | Total Property Value* | Average Property Value* |
|--|-----------------------|-------------------------|
| Aircraft                                   | \$ 2,849              | \$ 2,849                |
| Alcohol                                    | \$ 13,306             | \$ 266                  |
| Artistic Supplies/Accessories              | \$ 164                | \$ 55                   |
| Automobiles                                | \$ 8,768,793          | \$ 25,715               |
| Bicycles                                   | \$ 9,224              | \$ 3,075                |
| Building Materials                         | \$ 117,193            | \$ 3,348                |
| Camping/Hunting/Fishing Equipment/Supplies | \$ 1,269              | \$ 317                  |
| Chemicals                                  | \$ 110                | \$ 37                   |
| Clothes/Furs                               | \$ 100,633            | \$ 569                  |
| Collections/Collectibles                   | \$ 27,683             | \$ 2,129                |
| Computer Hardware/Software                 | \$ 595,412            | \$ 3,943                |
| Consumable Goods                           | \$ 124,750            | \$ 204                  |
| Crops                                      | \$ 157                | \$ 157                  |
| Drugs/Narcotics                            | \$ 26,859             | \$ 455                  |
| Farm Equipment                             | \$ 410,010            | \$ 45,557               |
| Firearm Accessories                        | \$ 346                | \$ 173                  |
| Firearms                                   | \$ 128,501            | \$ 7,559                |
| Fuel                                       | \$ 103,878            | \$ 3,710                |
| Gambling Equipment                         | \$ 2,120              | \$ 424                  |
| Heavy Construction/Industrial Equipment    | \$ 91,499             | \$ 10,167               |
| Household Goods                            | \$ 175,440            | \$ 1,339                |
| Jewelry/Precious Metals/Gems               | \$ 478,354            | \$ 7,474                |
| Law Enforcement Equipment                  | \$ 10                 | \$ 10                   |
| Lawn/Yard/Garden Equipment                 | \$ 24,077             | \$ 1,720                |
| Livestock                                  | \$ 1,520              | \$ 760                  |
| Logging Equipment                          | \$ 421                | \$ 421                  |
| Medical/Medical Lab Equipment              | \$ 37,794             | \$ 6,299                |
| Merchandise                                | \$ 1,799,042          | \$ 1,603                |
| Metals, Non-Precious                       | \$ 8,671              | \$ 1,734                |
| Money                                      | \$ 174,522,406        | \$ 12,319               |
| Musical Instruments                        | \$ 15,925             | \$ 3,981                |
| Negotiable Instruments                     | \$ 5,425,459          | \$ 9,103                |
| Office-type Equipment                      | \$ 7,602              | \$ 1,267                |
| Other                                      | \$ 9,476,258          | \$ 4,057                |
| Other Motor Vehicles                       | \$ 550,126            | \$ 9,169                |
| Pets                                       | \$ 16,380             | \$ 2,048                |
| Photographic/Optical Equipment             | \$ 4,690              | \$ 586                  |
| Portable Electronic Communications         | \$ 170,166            | \$ 1,351                |
| Purses/Handbags/Wallets                    | \$ 134,683            | \$ 1,820                |
| Radios/TVs/VCRs/DVD Players                | \$ 44,790             | \$ 1,445                |
| Recordings-Audio/Visual                    | \$ 8,624              | \$ 1,437                |
| Recreational Vehicles                      | \$ 496,855            | \$ 38,220               |
| Recreational/Sports Equipment              | \$ 55,276             | \$ 4,606                |
| Structures - Commercial/Business           | \$ 118                | \$ 59                   |
| Structures - Other                         | \$ 250                | \$ 250                  |
| Structures - Other Dwellings               | \$ 5,565              | \$ 1,855                |
| Structures - Single Occupancy Dwellings    | \$ 190,511            | \$ 38,102               |
| Structures - Storage                       | \$ 899                | \$ 899                  |
| Tools                                      | \$ 88,795             | \$ 1,644                |
| Trailers                                   | \$ 57,000             | \$ 9,500                |
| Trucks                                     | \$ 1,568,720          | \$ 24,900               |
| Vehicle Parts/Accessories                  | \$ 198,188            | \$ 4,045                |
| Watercraft                                 | \$ 20,881             | \$ 20,881               |
| Watercraft Equipment/Parts/Accessories     | \$ 7,700              | \$ 3,850                |
| Weapons-Other                              | \$ 415                | \$ 415                  |

# Fraud

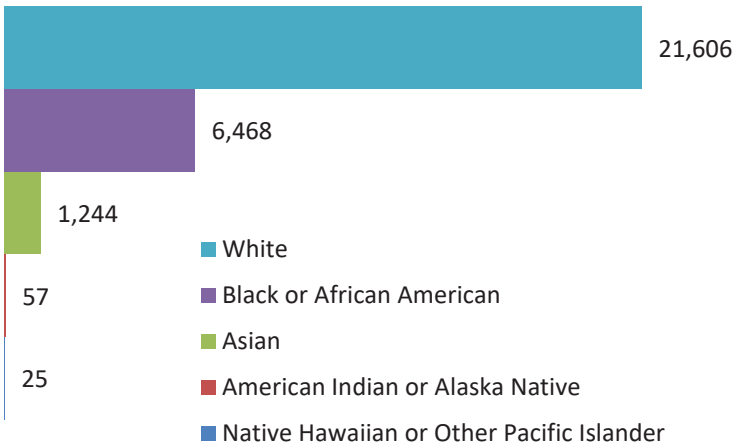
## Number of Victims by Known Victim Type



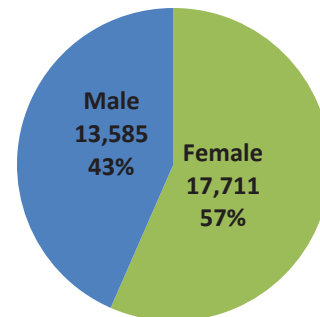
## Known Age Range of Individual Victims



## Known Race of Individual Victims

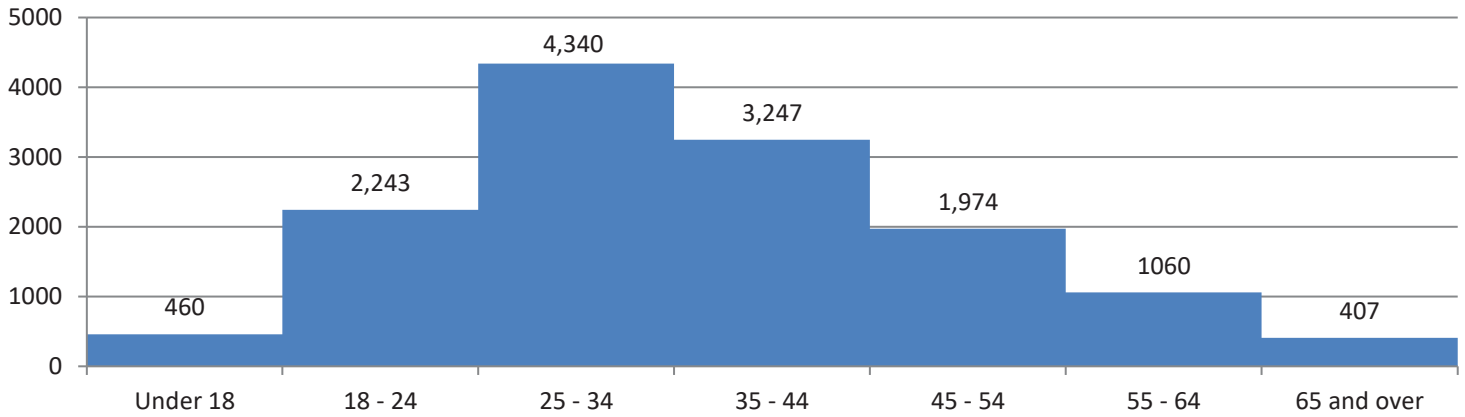


## Known Sex of Individual Victims

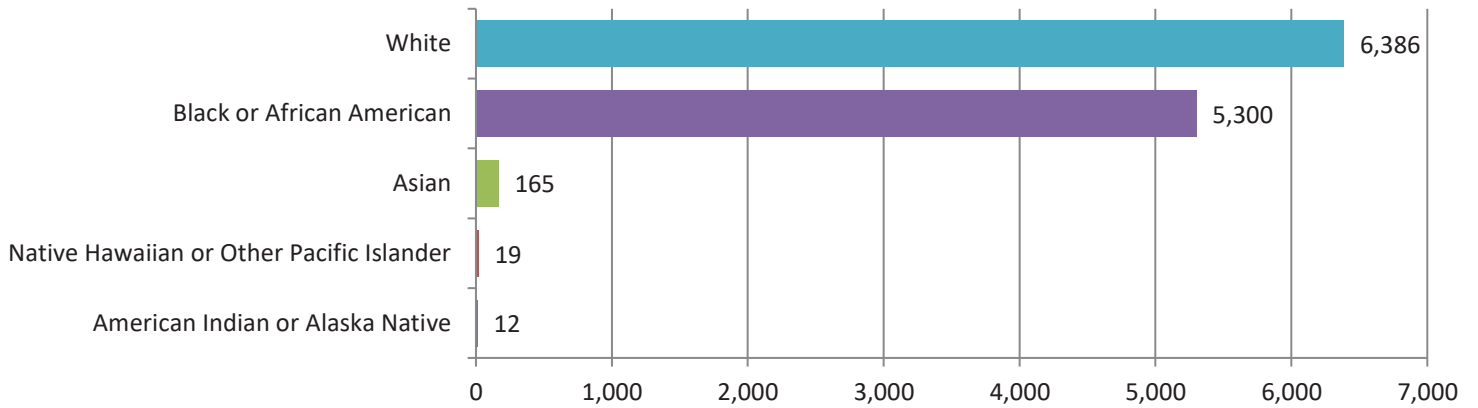


# Fraud

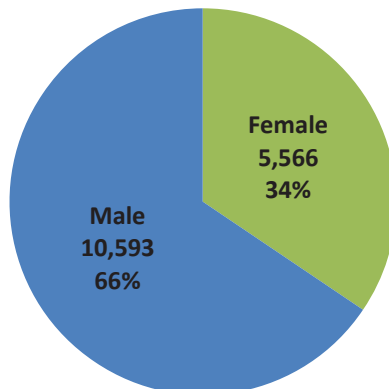
## Number of Offenders by Known Age



## Number of Offenders by Known Race



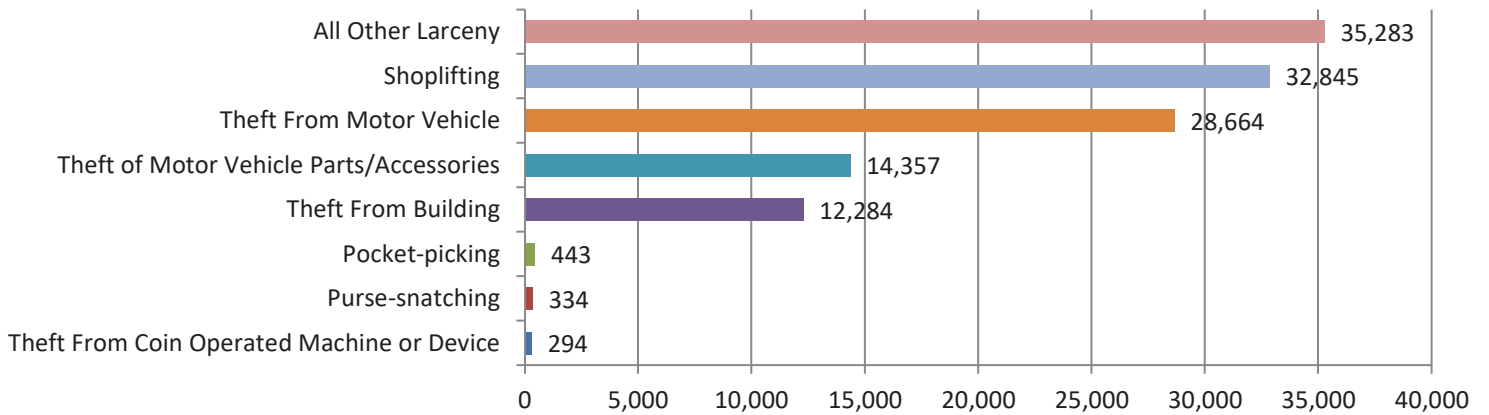
## Number of Offenders by Known Sex



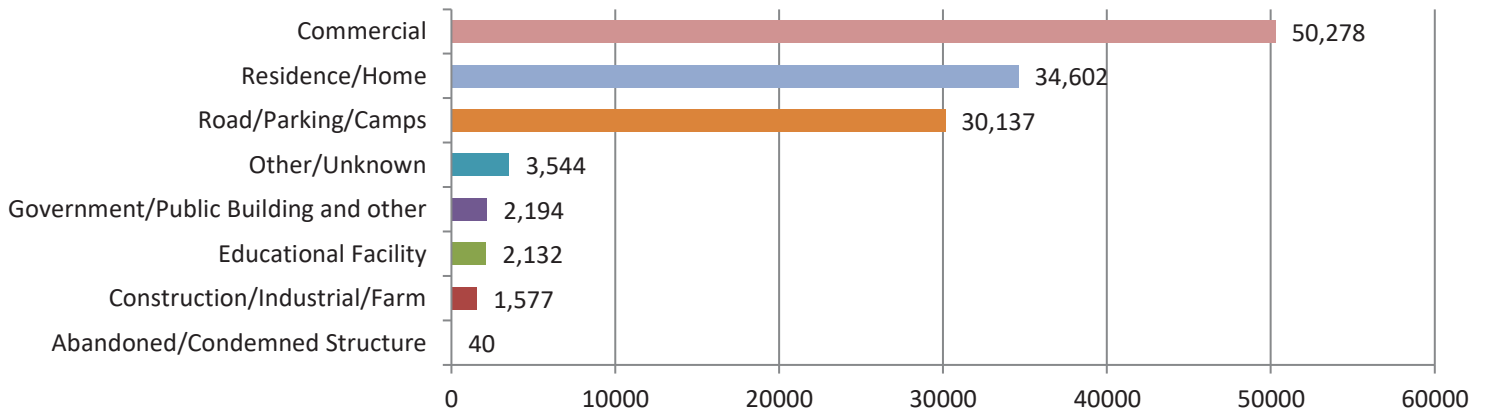
# Larceny

There were 124,504 larcenies/attempted larcenies reported by contributing agencies in 2022.

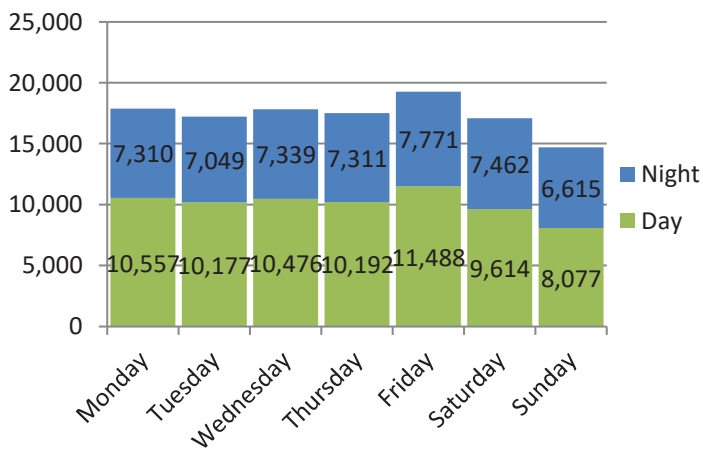
## Number of Crimes by Type of Larceny



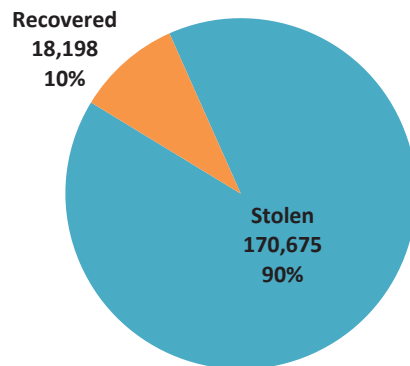
## Number of Crimes by Location



## Number of Crimes by Known Day of Week & Time



## Number of Properties Stolen vs. Recovered



## Property Stolen in Larceny

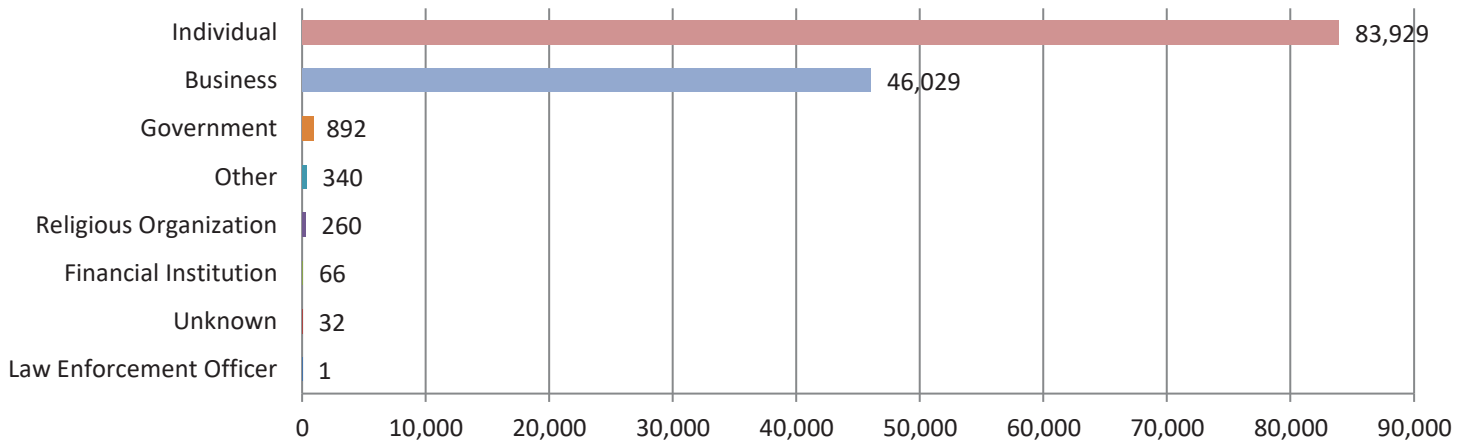
| Property Description                       | Total Property Value* | Average Property Value* |
|--|-----------------------|-------------------------|
| Aircraft                                   | \$ 365                | \$ 365                  |
| Aircraft Parts/Accessories                 | \$ 31,569             | \$ 1,503                |
| Alcohol                                    | \$ 1,134,253          | \$ 182                  |
| Artistic Supplies/Accessories              | \$ 56,475             | \$ 334                  |
| Automobiles                                | \$ 157,387            | \$ 22,484               |
| Bicycles                                   | \$ 2,224,480          | \$ 809                  |
| Building Materials                         | \$ 2,643,786          | \$ 2,633                |
| Camping/Hunting/Fishing Equipment/Supplies | \$ 286,150            | \$ 529                  |
| Chemicals                                  | \$ 22,990             | \$ 225                  |
| Clothes/Furs                               | \$ 4,288,121          | \$ 488                  |
| Collections/Collectibles                   | \$ 1,145,777          | \$ 3,410                |
| Computer Hardware/Software                 | \$ 4,840,736          | \$ 1,050                |
| Consumable Goods                           | \$ 1,332,276          | \$ 193                  |
| Crops                                      | \$ 53,837             | \$ 1,282                |
| Drug/Narcotic Equipment                    | \$ 11,992             | \$ 292                  |
| Drugs/Narcotics                            | \$ 259,234            | \$ 254                  |
| Explosives                                 | \$ 19,136             | \$ 120                  |
| Farm Equipment                             | \$ 1,414,721          | \$ 6,344                |
| Firearm Accessories                        | \$ 97,797             | \$ 174                  |
| Firearms                                   | \$ 3,477,207          | \$ 627                  |
| Fuel                                       | \$ 235,286            | \$ 397                  |
| Gambling Equipment                         | \$ 111,436            | \$ 1,639                |
| Heavy Construction/Industrial Equipment    | \$ 3,316,899          | \$ 7,226                |
| Household Goods                            | \$ 2,550,800          | \$ 718                  |
| Jewelry/Precious Metals/Gems               | \$ 15,472,334         | \$ 4,748                |
| Law Enforcement Equipment                  | \$ 88,122             | \$ 1,088                |
| Lawn/Yard/Garden Equipment                 | \$ 1,935,525          | \$ 1,390                |
| Livestock                                  | \$ 72,641             | \$ 1,772                |
| Logging Equipment                          | \$ 76,302             | \$ 1,251                |
| Medical/Medical Lab Equipment              | \$ 569,323            | \$ 2,454                |
| Merchandise                                | \$ 4,881,801          | \$ 496                  |
| Metals, Non-Precious                       | \$ 1,403,254          | \$ 3,526                |
| Money                                      | \$ 21,323,267         | \$ 1,566                |
| Musical Instruments                        | \$ 299,887            | \$ 1,621                |
| Negotiable Instruments                     | \$ 1,891,229          | \$ 3,012                |
| Office-type Equipment                      | \$ 181,824            | \$ 436                  |
| Other                                      | \$ 18,296,156         | \$ 836                  |
| Other Motor Vehicles                       | \$ 4,950              | \$ 1,238                |
| Pets                                       | \$ 1,293,106          | \$ 5,722                |
| Photographic/Optical Equipment             | \$ 572,022            | \$ 1,246                |
| Portable Electronic Communications         | \$ 4,758,813          | \$ 690                  |
| Purses/Handbags/Wallets                    | \$ 2,522,603          | \$ 252                  |
| Radios/TVs/VCRs/DVD Players                | \$ 850,299            | \$ 481                  |
| Recordings-Audio/Visual                    | \$ 226,418            | \$ 615                  |
| Recreational/Sports Equipment              | \$ 706,393            | \$ 1,189                |
| Structures - Commercial/Business           | \$ 92,567             | \$ 5,445                |
| Structures - Industrial/Manufacturing      | \$ 54,085             | \$ 6,761                |
| Structures - Other                         | \$ 78,246             | \$ 1,908                |
| Structures - Other Dwellings               | \$ 29,287             | \$ 2,441                |
| Structures - Public/Community              | \$ 11,905             | \$ 1,082                |
| Structures - Single Occupancy Dwellings    | \$ 100,300            | \$ 6,269                |
| Structures - Storage                       | \$ 60,428             | \$ 4,029                |
| Tools                                      | \$ 10,014,681         | \$ 1,775                |
| Trailers                                   | \$ 4,021,932          | \$ 6,003                |
| Vehicle Parts/Accessories                  | \$ 14,589,440         | \$ 1,006                |
| Watercraft                                 | \$ 518,781            | \$ 5,188                |
| Watercraft Equipment/Parts/Accessories     | \$ 98,617             | \$ 1,517                |
| Weapons-Other                              | \$ 138,773            | \$ 334                  |

\*Only properties valued over \$1 are included

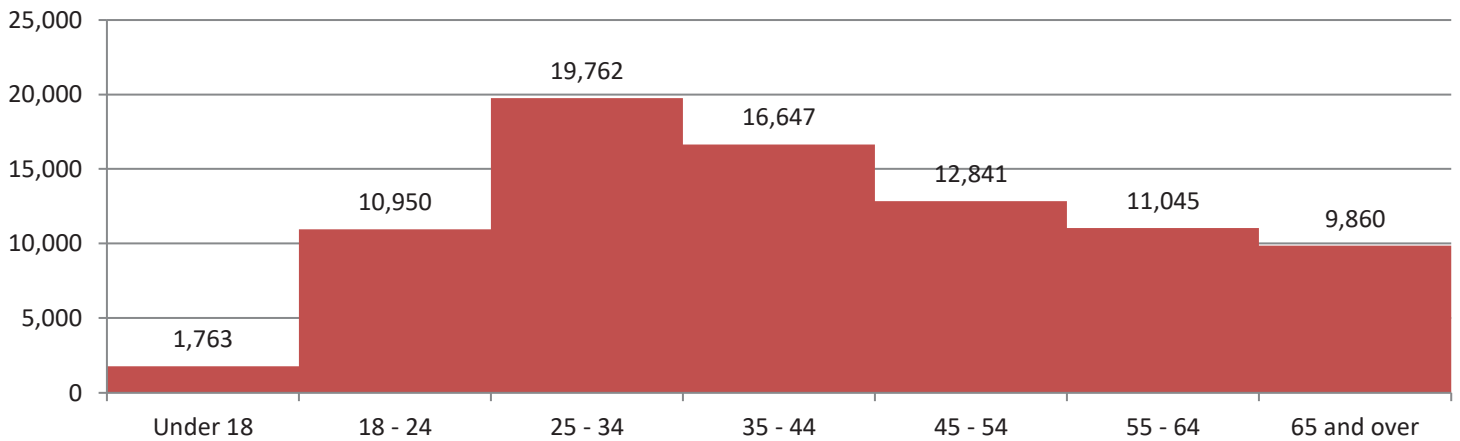


# Larceny

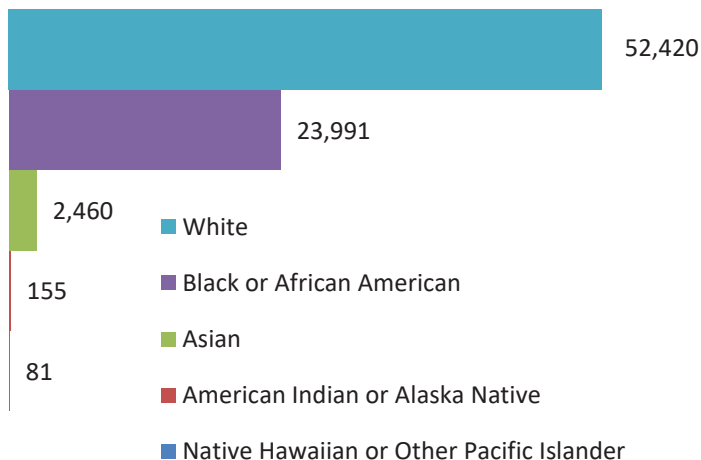
## Number of Victims by Known Victim Type



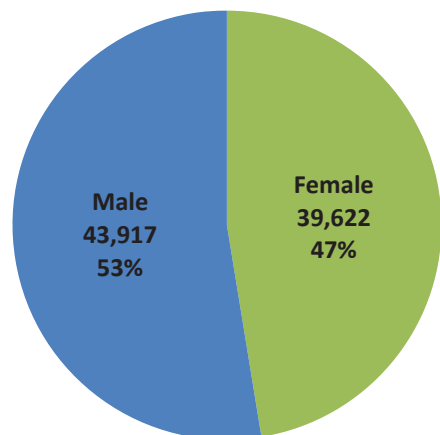
## Known Age Range of Individual Victims



## Known Race of Individual Victims

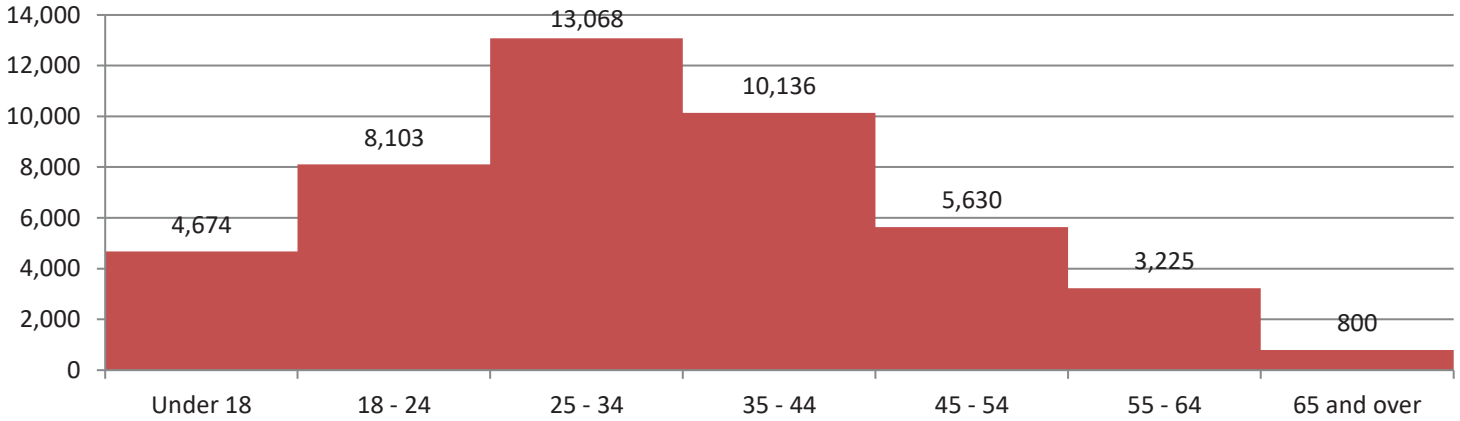


## Known Sex of Individual Victims

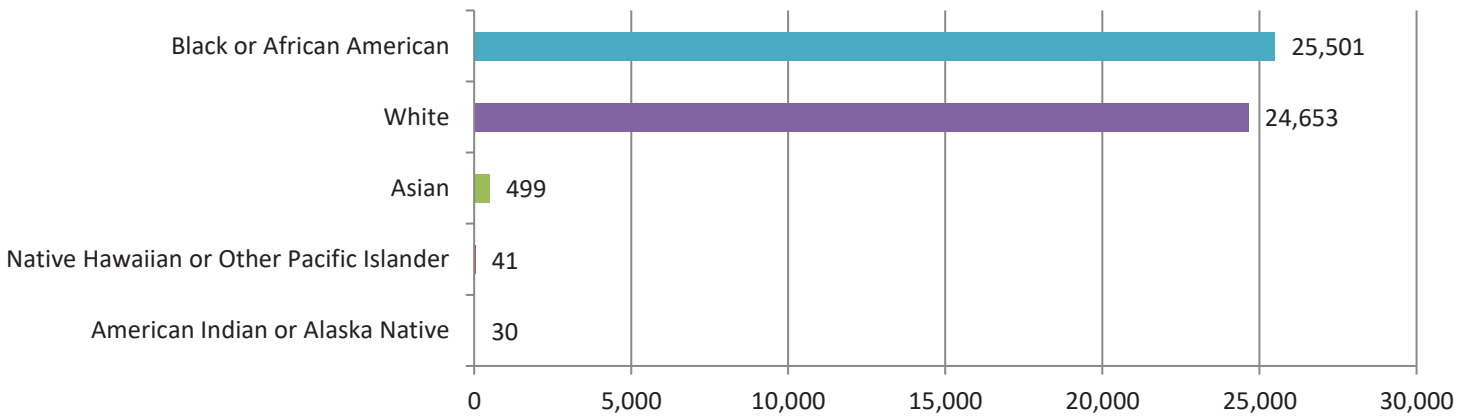


# Larceny

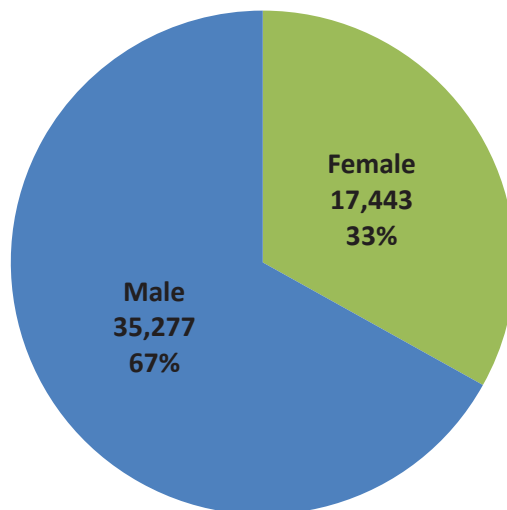
## Number of Offenders by Known Offender Age Range



## Number of Offenders by Known Race



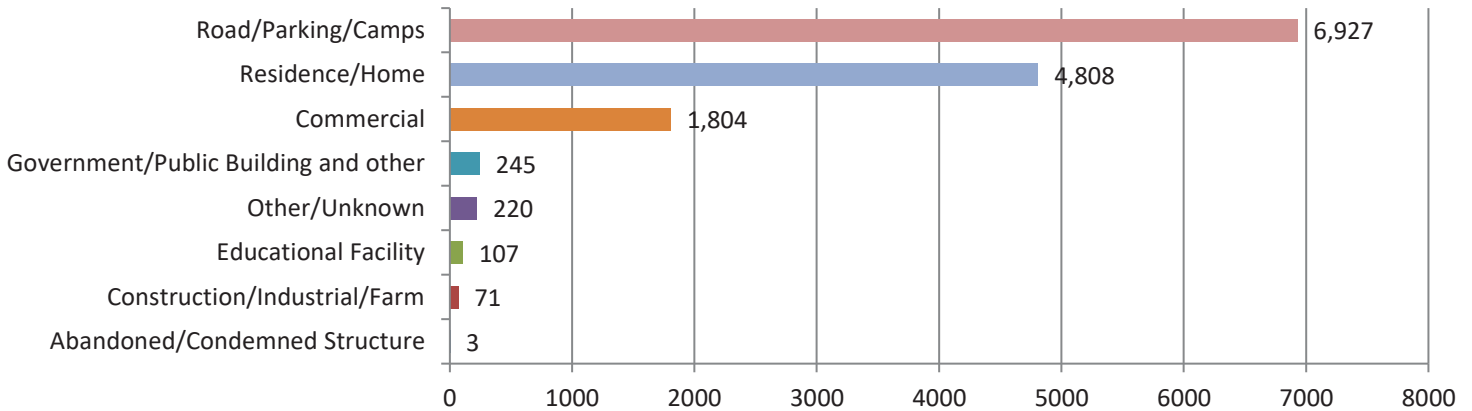
## Number of Offenders by Known Sex



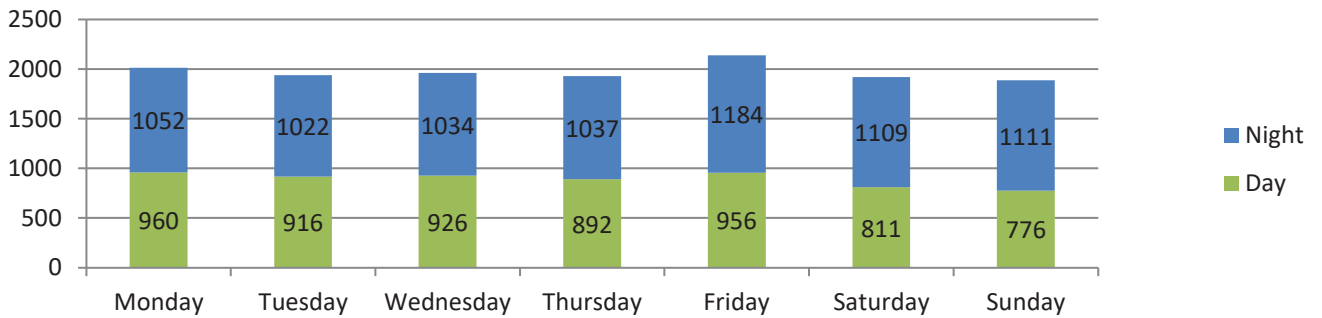
# Motor Vehicle Theft

There were 13,651 motor vehicle theft/attempted theft offenses reported by contributing agencies in 2022.  
A total of 14,185 motor vehicles were stolen.

## Number of Motor Vehicles Stolen by Location



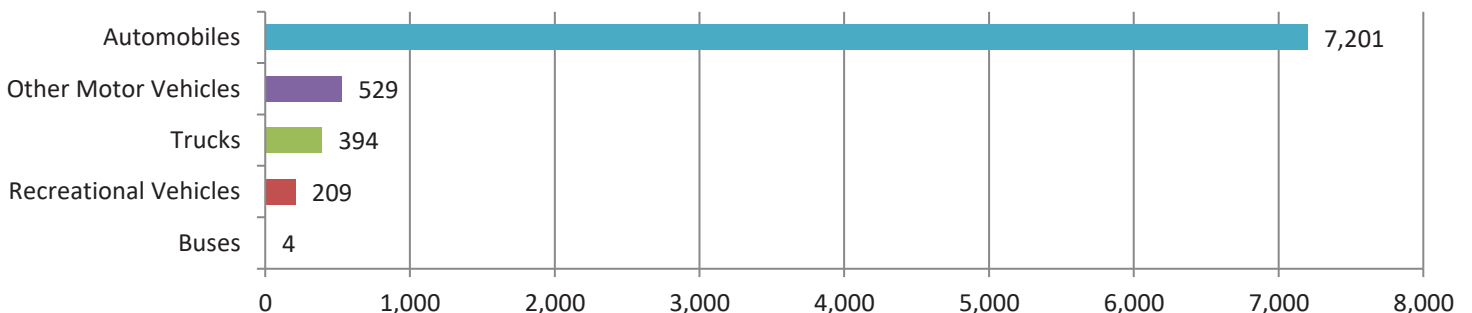
## Number of Motor Vehicles Stolen by Known Day of Week & Time



| Property Description  | Count Stolen* | Total Property Value* | Average Property Value* |
|-----------------------|---------------|-----------------------|-------------------------|
| Automobiles           | 10,972        | \$ 174,452,148        | \$ 17,280               |
| Buses                 | 11            | \$ 270,030            | \$ 24,548               |
| Other Motor Vehicles  | 1,587         | \$ 12,096,164         | \$ 8,542                |
| Recreational Vehicles | 430           | \$ 3,685,335          | \$ 12,664               |
| Trucks                | 666           | \$ 10,565,950         | \$ 18,031               |

\*Only vehicles valued over \$1 are included

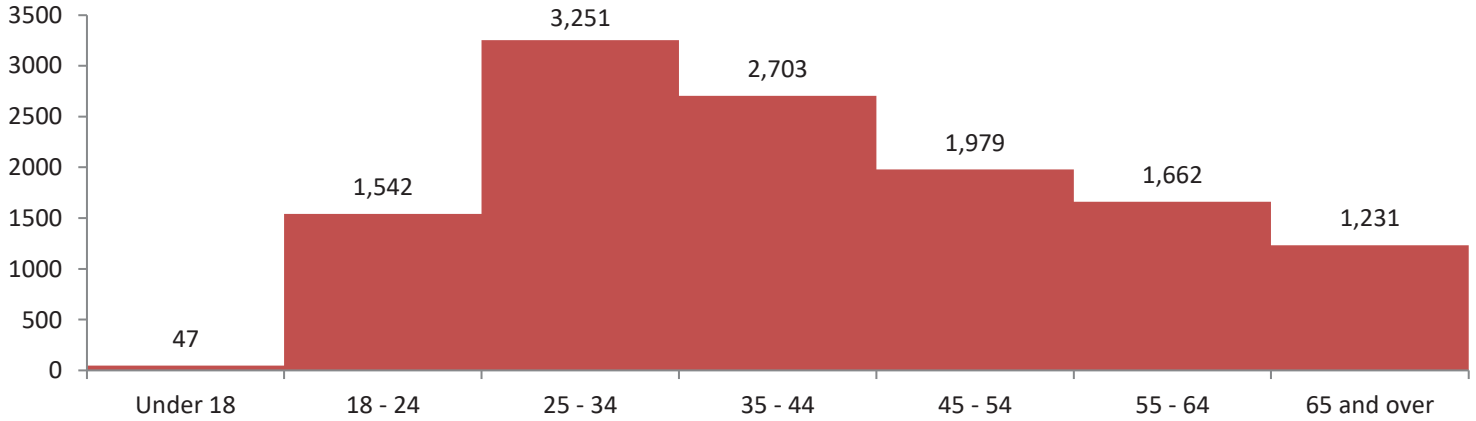
## Number of Recovered Vehicles



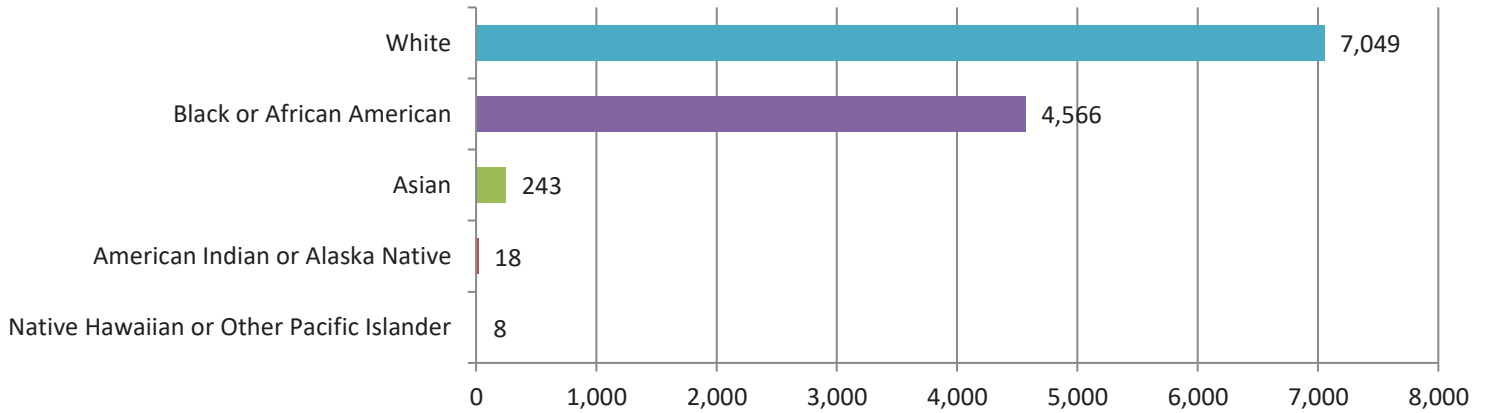
Please note that property recovered may have been stolen prior to 2022.

# Motor Vehicle Theft

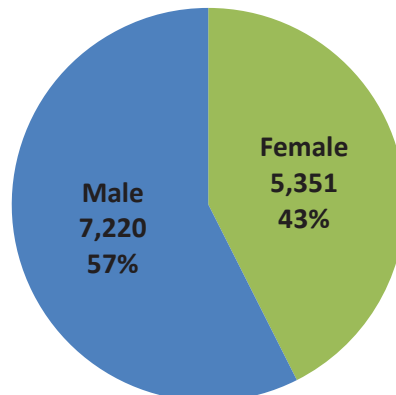
## Number of Victims by Known Age Range



## Number of Victims by Known Race

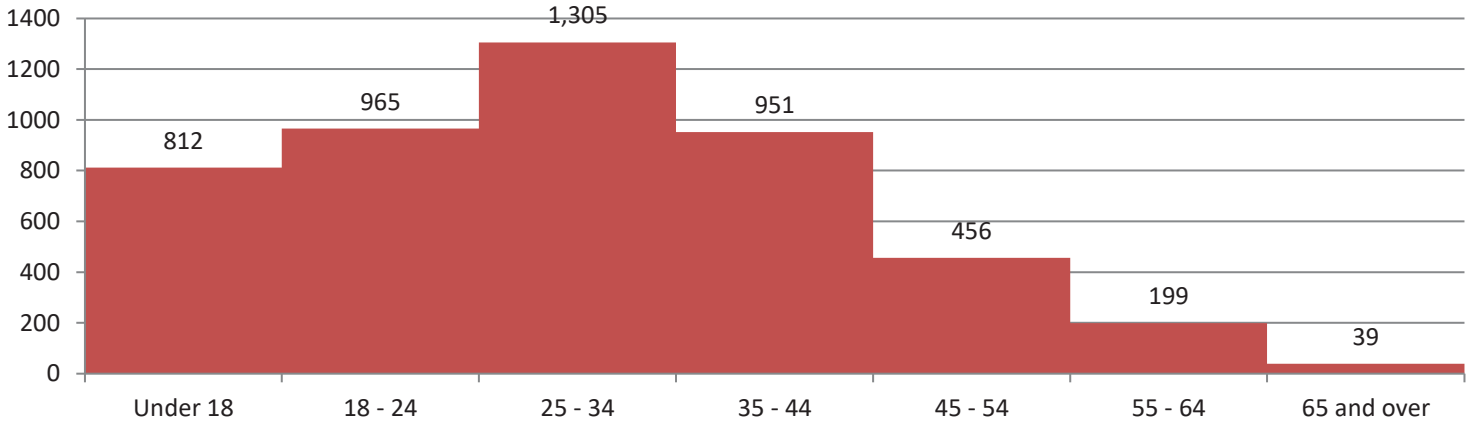


## Number of Victims by Known Sex

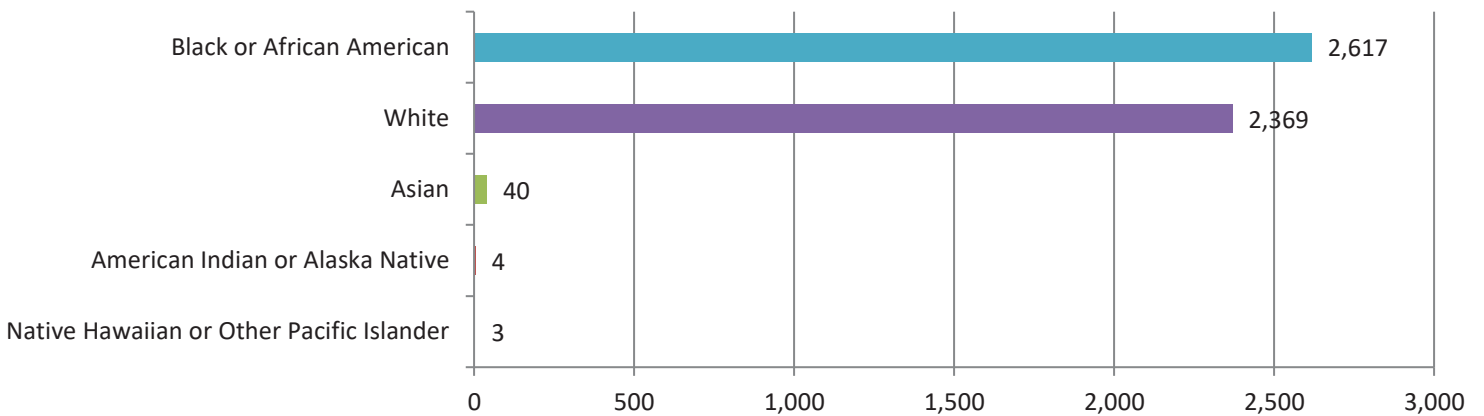


# Motor Vehicle Theft

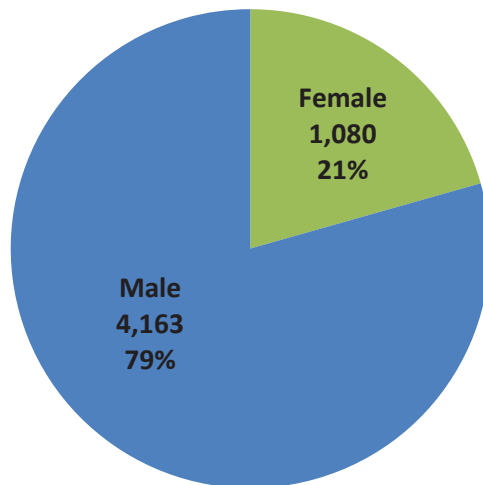
## Number of Offenders by Known Age Range



## Number of Offenders by Known Race



## Number of Offenders by Known Sex



# All Property Crimes

## Value of Property Stolen & Recovered by Property Type

| Property Description | Value Stolen*         | Value Recovered*      |
|----------------------|-----------------------|-----------------------|
| Automotive           | \$ 237,966,365        | \$ 144,458,539        |
| Financial            | \$ 228,672,998        | \$ 7,461,804          |
| Merchandise/Goods    | \$ 55,536,582         | \$ 4,105,122          |
| Other                | \$ 43,943,772         | \$ 2,640,182          |
| Structures           | \$ 625,141            | \$ 76,879             |
| Technology           | \$ 15,402,899         | \$ 1,161,511          |
| Tools/Equipment      | \$ 22,148,469         | \$ 2,459,385          |
| <b>TOTAL</b>         | <b>\$ 604,296,226</b> | <b>\$ 162,363,422</b> |

Please note that property recovered may have been stolen prior to 2022.

## Value of Property Stolen by Type of Offense

| Offense Type                                | Number of Offenses* | Total Property Value* | Average Property Value* |
|---|---------------------|-----------------------|-------------------------|
| Robbery                                     | 2,683               | \$ 10,006,130         | \$ 2,630                |
| Extortion/Blackmail                         | 519                 | \$ 1,205,037          | \$ 2,309                |
| Burglary/Breaking & Entering                | 6,549               | \$ 25,124,686         | \$ 2,138                |
| Motor Vehicle Theft                         | 12,417              | \$ 204,159,145        | \$ 14,472               |
| Embezzlement                                | 1,672               | \$ 20,442,950         | \$ 11,263               |
| Bribery                                     | 1                   | \$ 106,058            | \$ 106,058              |
| <b>Fraud Offenses</b>                       |                     |                       |                         |
| False Pretenses/Swindle/Confidence Game     | 11,257              | \$ 140,244,254        | \$ 12,085               |
| Credit Card/Automated Teller Machine Fraud  | 5,372               | \$ 11,220,748         | \$ 2,047                |
| Impersonation                               | 250                 | \$ 2,686,824          | \$ 10,704               |
| Welfare Fraud                               | 153                 | \$ 287,711            | \$ 1,776                |
| Wire Fraud                                  | 2,662               | \$ 47,843,230         | \$ 17,872               |
| Identity Theft                              | 245                 | \$ 2,356,169          | \$ 9,501                |
| Hacking/Computer Invasion                   | 79                  | \$ 1,479,431          | \$ 18,727               |
| <b>Larceny Offenses</b>                     |                     |                       |                         |
| Pocket-picking                              | 382                 | \$ 589,831            | \$ 1,226                |
| Purse-snatching                             | 286                 | \$ 180,544            | \$ 394                  |
| Shoplifting                                 | 31,565              | \$ 13,754,133         | \$ 386                  |
| Theft From Building                         | 11,130              | \$ 22,686,919         | \$ 1,533                |
| Theft from Coin-Operated Machine or Device  | 233                 | \$ 1,145,048          | \$ 4,599                |
| Theft From Motor Vehicle                    | 23,478              | \$ 24,165,144         | \$ 651                  |
| Theft of Motor Vehicle Parts or Accessories | 11,799              | \$ 12,695,317         | \$ 1,069                |
| All Other Larceny                           | 30,493              | \$ 61,731,085         | \$ 1,670                |

\*Only properties valued over \$1 are included

# CRIMES AGAINST SOCIETY

## Drug/Narcotic Violations

The unlawful cultivation, manufacture, distribution, sale, purchase, use, possession, transportation, or importation of any controlled drug or narcotic substance

## Drug Equipment Violations

The unlawful manufacture, sale, purchase, possession, or transportation of equipment or devices utilized in preparing and/or using drugs or narcotics

## Pornography/Obscene Material

The violation of laws or ordinances prohibiting the manufacture, publishing, sale, purchase, or possession of sexually explicit material, e.g., literature or photographs

## Weapons Law Violations

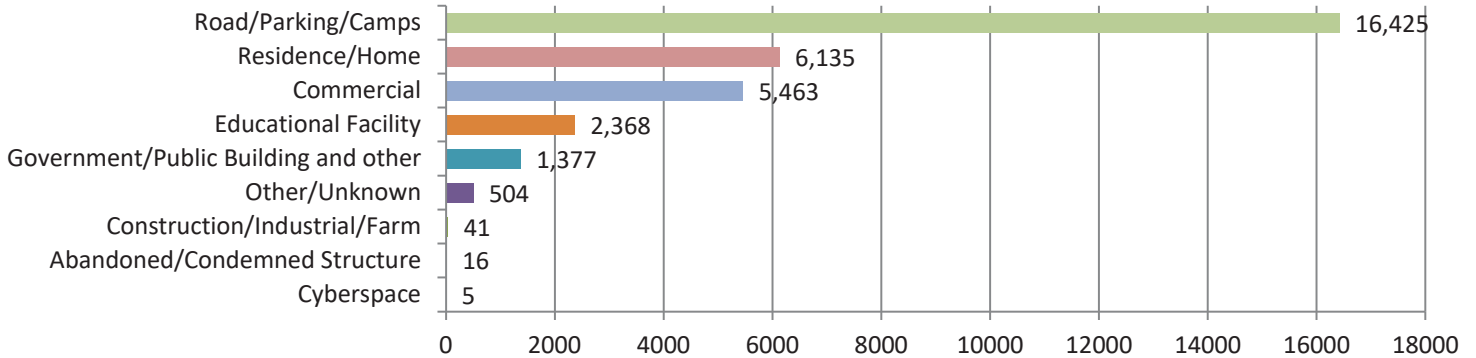
The violation of laws or ordinances prohibiting the manufacture, sale, purchase, transportation, possession, concealment, or use of firearms, cutting instruments, explosives, incendiary devices, or other deadly weapons

# Drug/Narcotics & Equipment Violations

There were 32,334 Drug/Narcotics and Equipment Violations, including attempts, reported by contributing agencies in 2022.

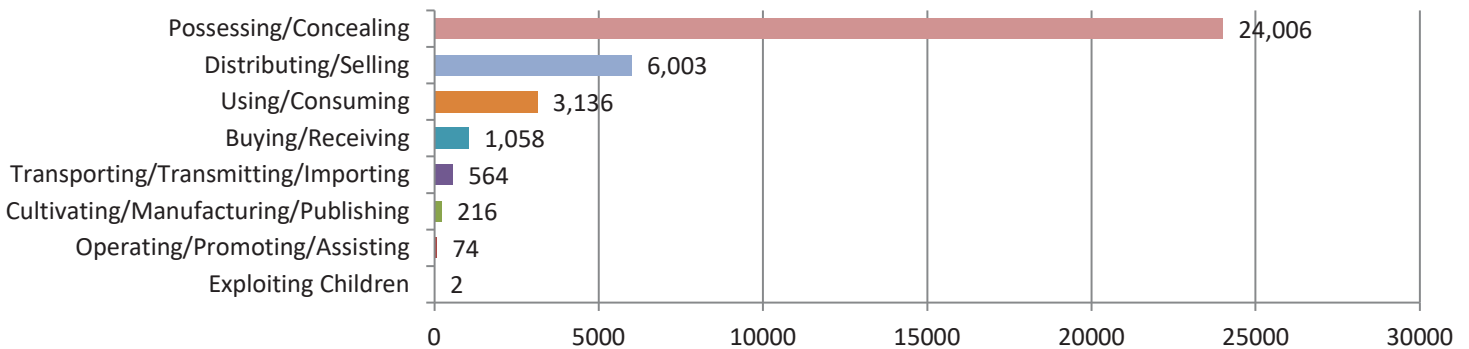
Furthermore, there were 14,429 arrests for Drug/Narcotics and Equipment Violations during the same time period.

## Number of Drug Crimes by Location



## Number of Drug Crimes by Criminal Activity Type

*up to 3 types per offense*



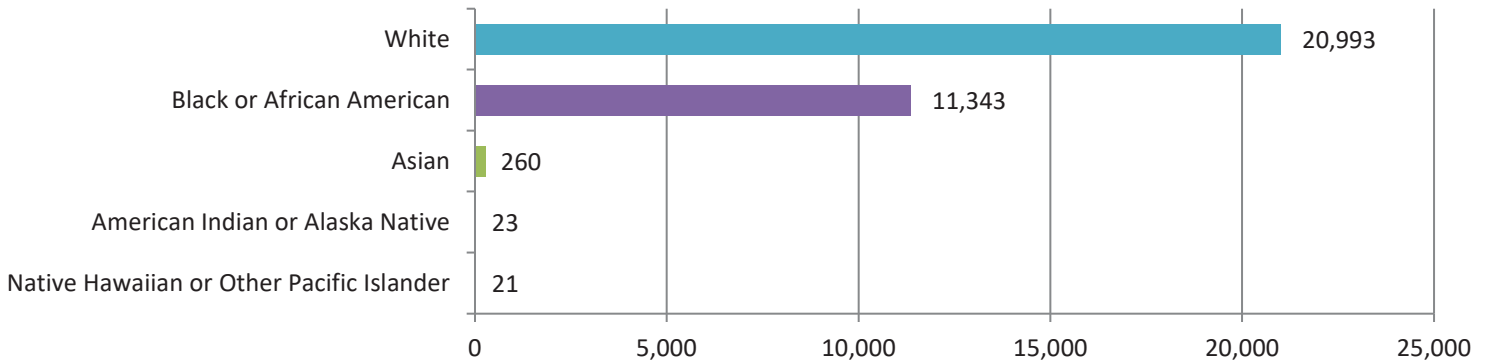
| Number of Reports of Drugs Seized by Drug Type |            |
|--|------------|
| Drug Type                                      | 2022 Count |
| Amphetamines/Methamphetamines                  | 7,677      |
| Marijuana                                      | 5,187      |
| Other Narcotics                                | 2,804      |
| Cocaine (all forms except Crack)               | 2,693      |
| Crack Cocaine                                  | 2,556      |
| Other Drugs                                    | 2,519      |
| Heroin   | 2,456      |
| Unknown Type Drug*                             | 2,186      |
| Other Hallucinogens                            | 350        |
| Over 3 Drug Types                              | 299        |
| Opium  | 258        |
| Other Depressants                              | 244        |
| Other Stimulants                               | 169        |
| PCP  | 141        |
| LSD  | 63         |
| Barbiturates                                   | 51         |
| Hashish  | 30         |
| Morphine                                       | 29         |

\*Typically pending lab results

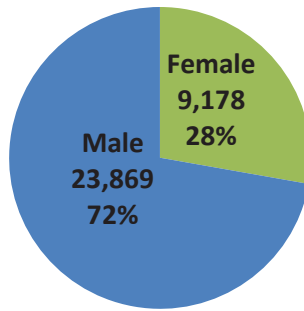


# Drug/Narcotics & Equipment Violations

## Number of Drug Offenders by Known Race



## Number of Drug Offenders by Known Sex



| Type of Drug at Arrest<br>(up to 3 drug types per offense) | Age of Arrestee |              |              |              |              |            |             | Total         |
|--|-----------------|--------------|--------------|--------------|--------------|------------|-------------|---------------|
|  | Under 18        | 18 - 24      | 25 - 34      | 35 - 44      | 45 - 54      | 55 - 64    | 65 and over |               |
| Amphetamines/Methamphetamines                              | 4               | 291          | 1,263        | 1,364        | 789          | 265        | 25          | 4,001         |
| Barbiturates   | 1               | 4            | 4            | 15           | 2            |            | 1           | 27            |
| Cocaine (all forms except Crack)                           | 3               | 197          | 638          | 500          | 230          | 137        | 25          | 1,730         |
| Crack Cocaine  | 3               | 92           | 331          | 330          | 229          | 156        | 30          | 1,171         |
| Hashish  |                 | 2            | 2            | 3            | 2            |            |             | 9             |
| Heroin   | 1               | 73           | 449          | 397          | 172          | 74         | 17          | 1,183         |
| LSD  | 2               | 11           | 5            | 3            | 3            | 1          |             | 25            |
| Marijuana  | 373             | 535          | 293          | 151          | 33           | 30         | 1           | 1,416         |
| Morphine   |                 |              | 5            | 4            | 5            | 1          |             | 15            |
| Opium  | 11              | 36           | 30           | 33           | 17           | 5          | 1           | 133           |
| Other Depressants  | 3               | 25           | 46           | 44           | 6            | 9          |             | 133           |
| Other Drugs  | 37              | 188          | 282          | 179          | 77           | 31         | 8           | 802           |
| Other Hallucinogens  | 4               | 52           | 30           | 39           | 6            | 5          |             | 136           |
| Other Narcotics  | 30              | 289          | 450          | 309          | 150          | 67         | 5           | 1,300         |
| Other Stimulants   | 3               | 21           | 38           | 25           | 19           | 4          | 1           | 111           |
| Over 3 Drug Types  |                 | 6            | 9            | 1            | 4            | 2          |             | 22            |
| PCP  |                 | 2            | 16           | 40           | 9            |            |             | 67            |
| Unknown Type Drug*   | 84              | 308          | 732          | 616          | 247          | 144        | 17          | 2,148         |
| <b>Total</b>   | <b>559</b>      | <b>2,132</b> | <b>4,623</b> | <b>4,053</b> | <b>2,000</b> | <b>931</b> | <b>131</b>  | <b>14,429</b> |

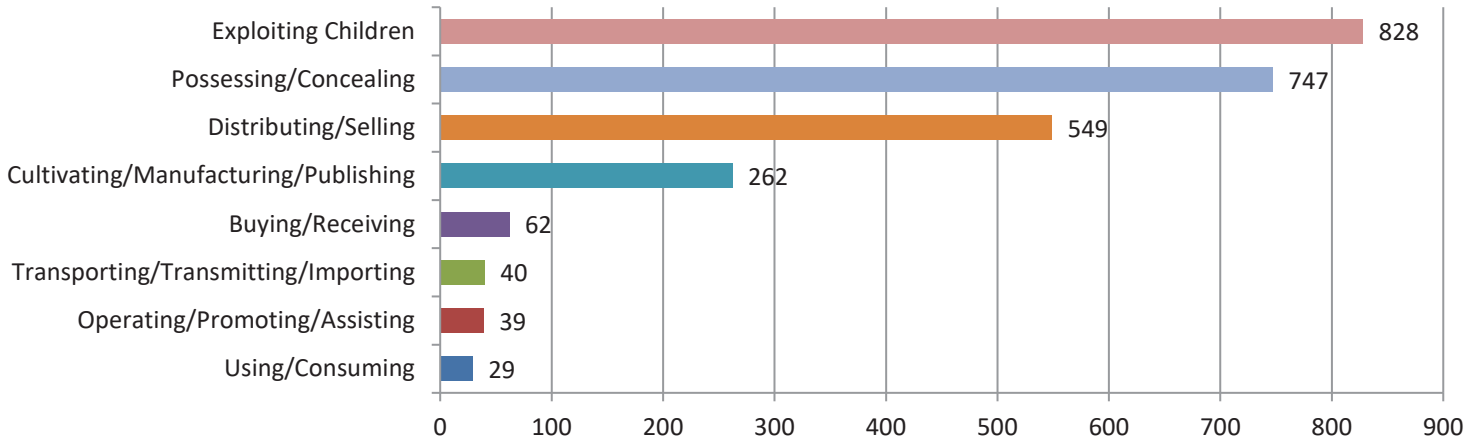
\*Typically pending lab results

# Pornography/Obscene Material

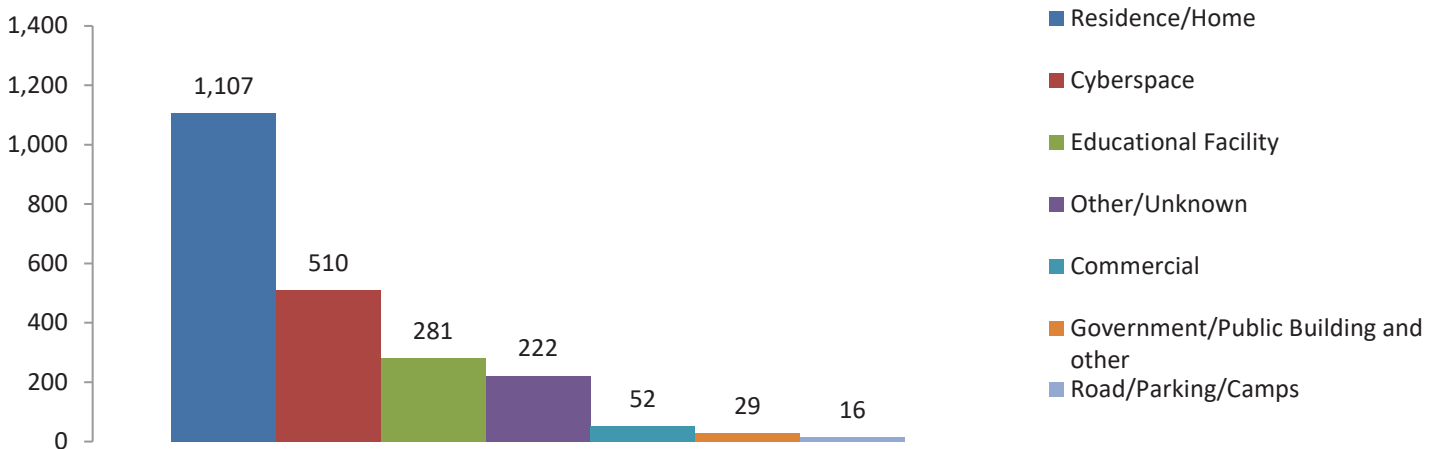
There were 2,217 pornography/obscene material crimes reported by contributing agencies in 2022.

## Number of Crimes by Criminal Activity Type

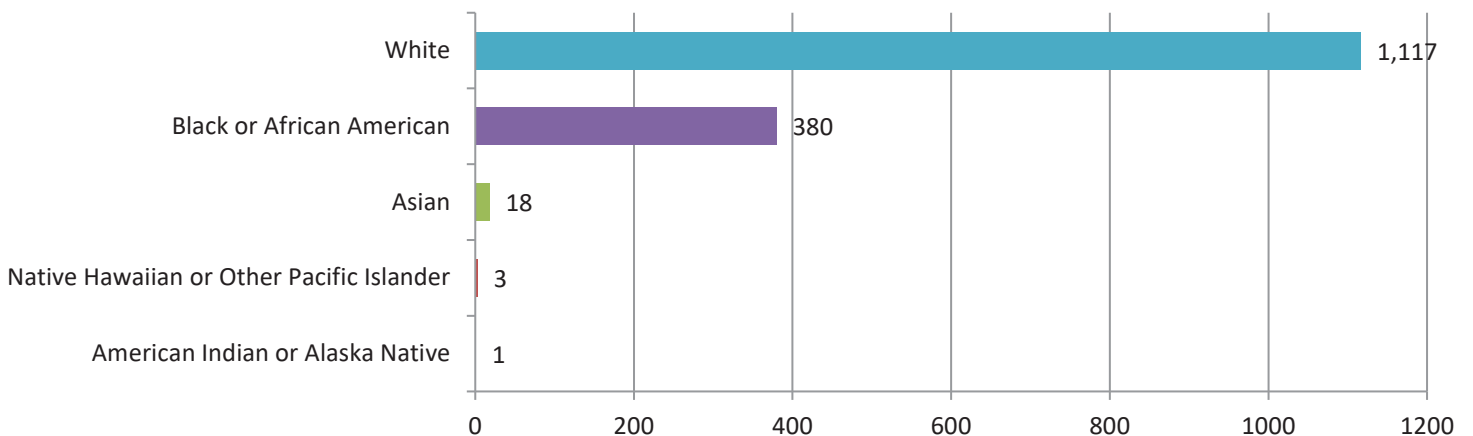
\*Up to 3 criminal activities may be indicated per offense



## Crimes by Location

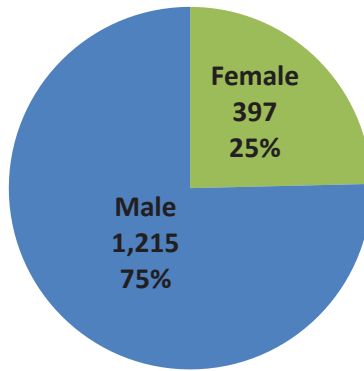


## Number of Offenders by Known Race

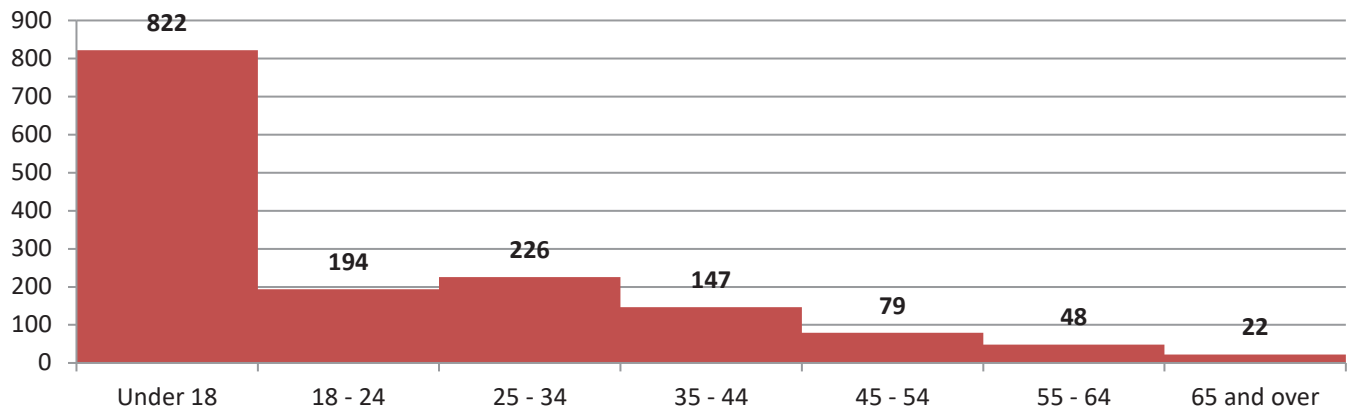


# Pornography/Obscene Material

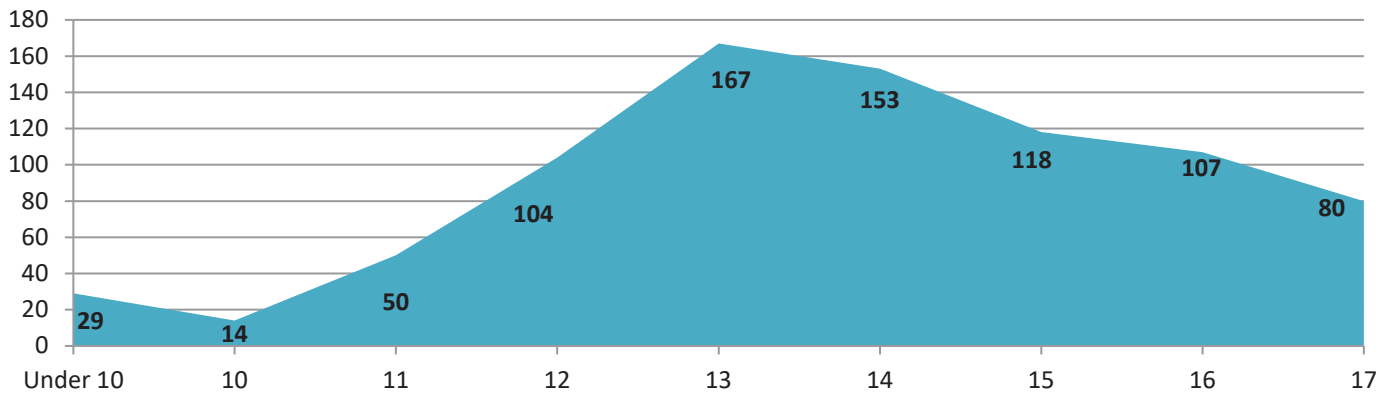
## Number of Offenders by Known Sex



## Number of Offenders by Age Range



## Number of Juvenile Offenders by Age

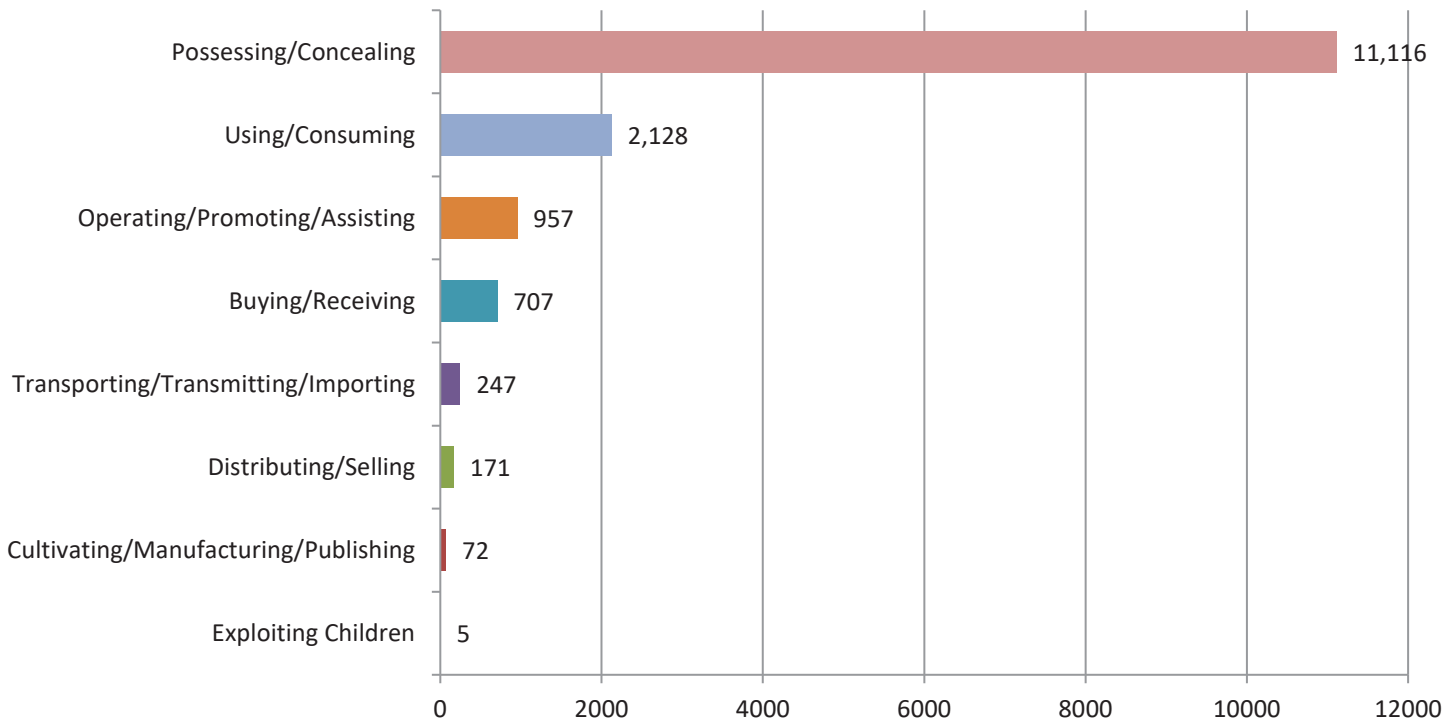


# Weapons Law Violations

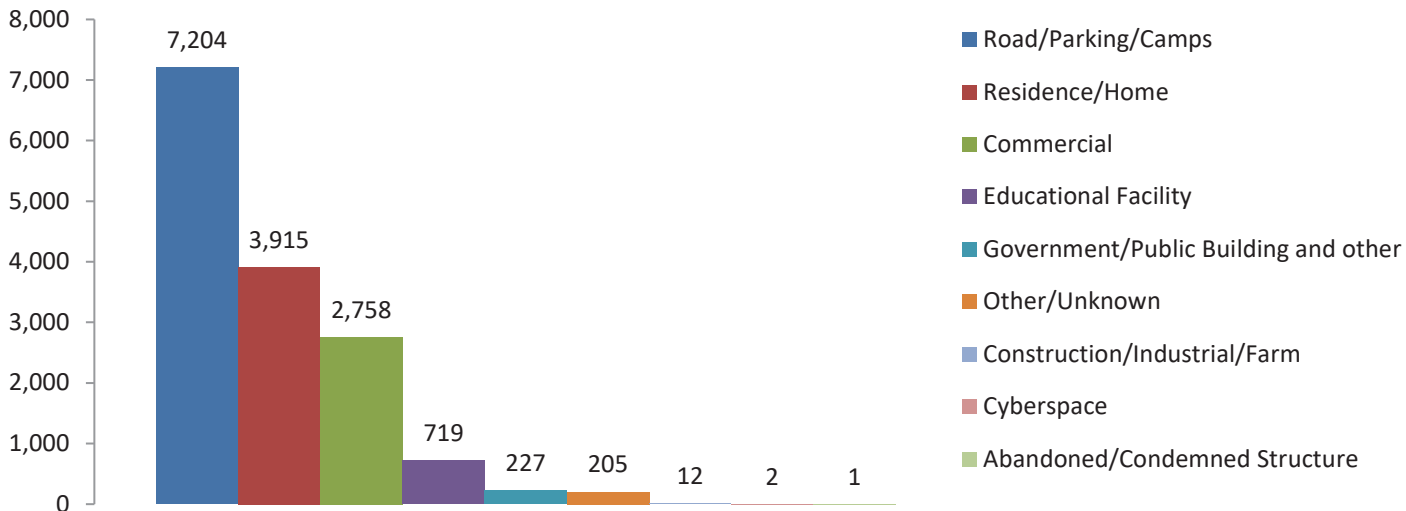
There were 15,403 weapon law violation crimes reported by contributing agencies in 2022.

This offense includes violations such as the manufacture, sale, or possession of deadly weapons; carrying deadly weapons, concealed or openly; using, manufacturing, etc., silencers; and furnishing deadly weapons to minors. Incidents of brandishing may be have been submitted as an Aggravated Assault or a Weapons Law Violation; hence the addition of the details as it pertains to the crime of weapons law violation.

## Number of Crimes by Criminal Activity Type

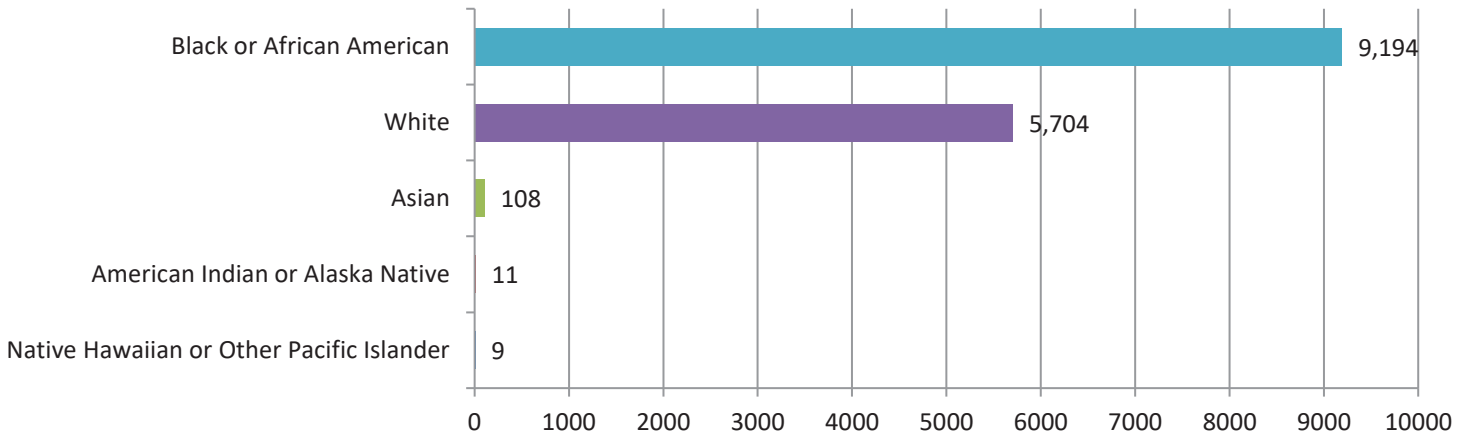


## Crimes by Location

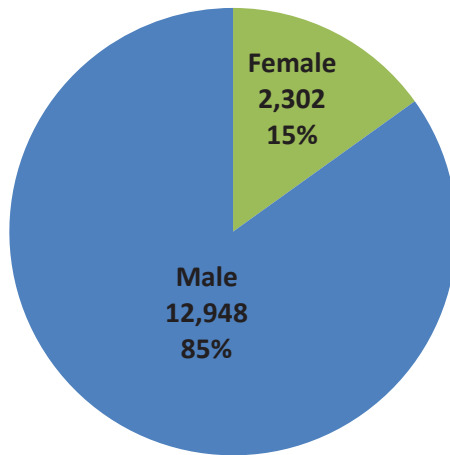


# Weapons Law Violations

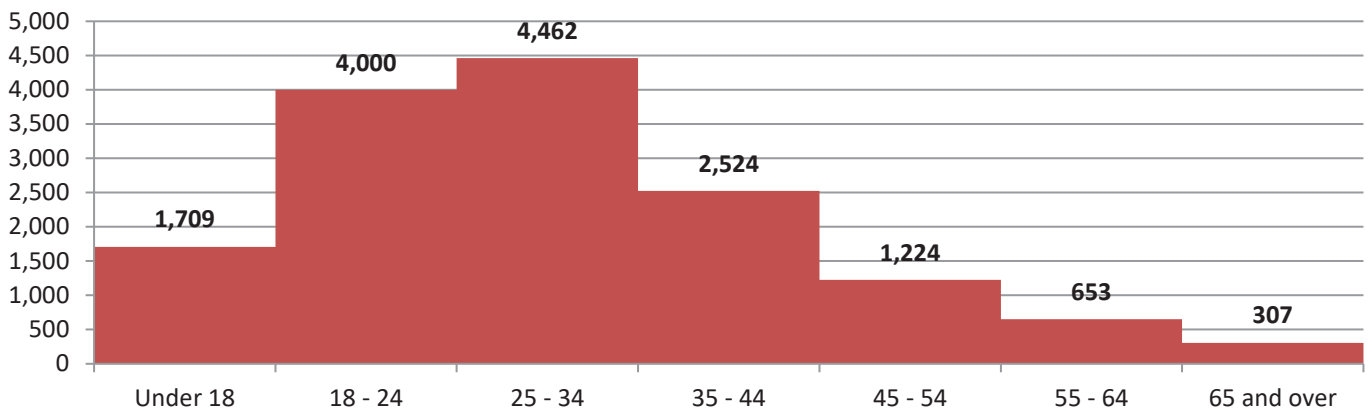
## Number of Offenders by Known Race



## Number of Offenders by Known Sex



## Number of Offenders by Age Range



# **VIOLENT CRIME**

Murder and Non-Negligent Manslaughter

Rape

Sodomy

Sexual Assault with Object

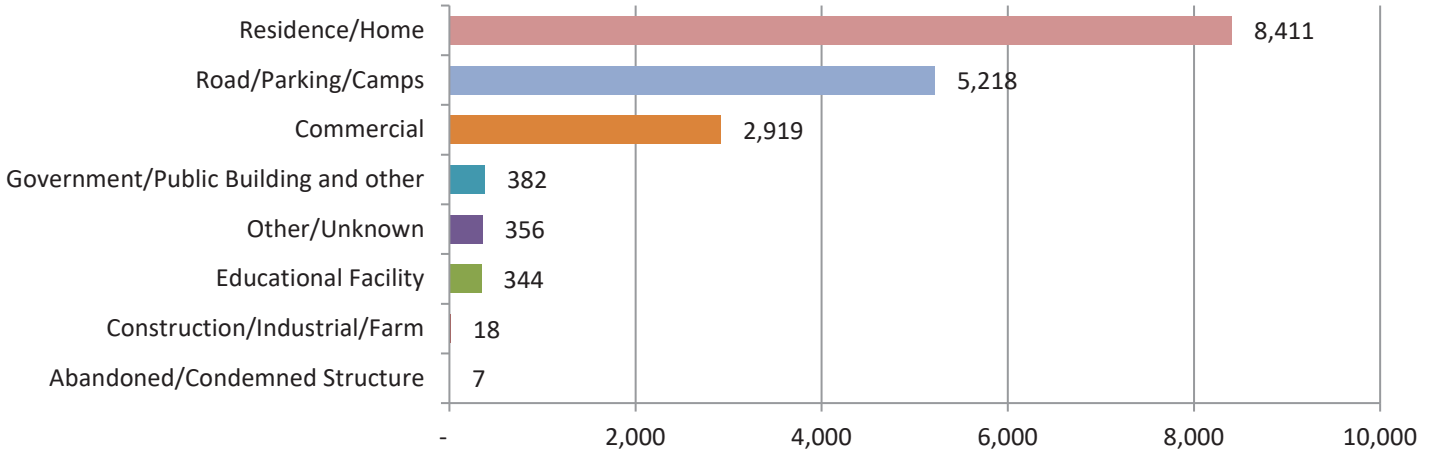
Aggravated Assault

Robbery

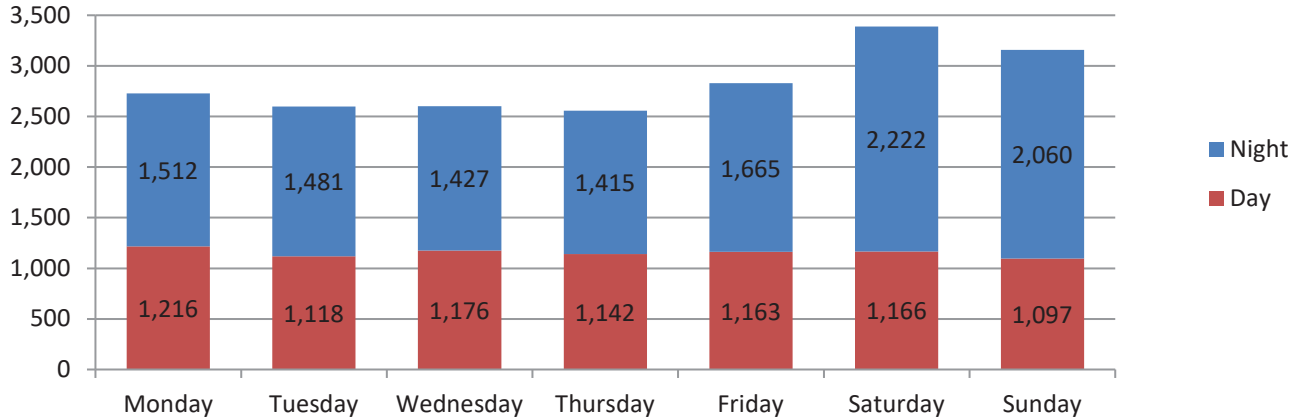
# Violent Crime

Violent crimes include murder/non-negligent manslaughter, aggravated assault, forcible rape, forcible sodomy, sexual assault with an object, and robbery. In 2022, contributing agencies reported 17,655 violent offenses involving 20,549 individual victims.

## Number of Offenses by Location Type



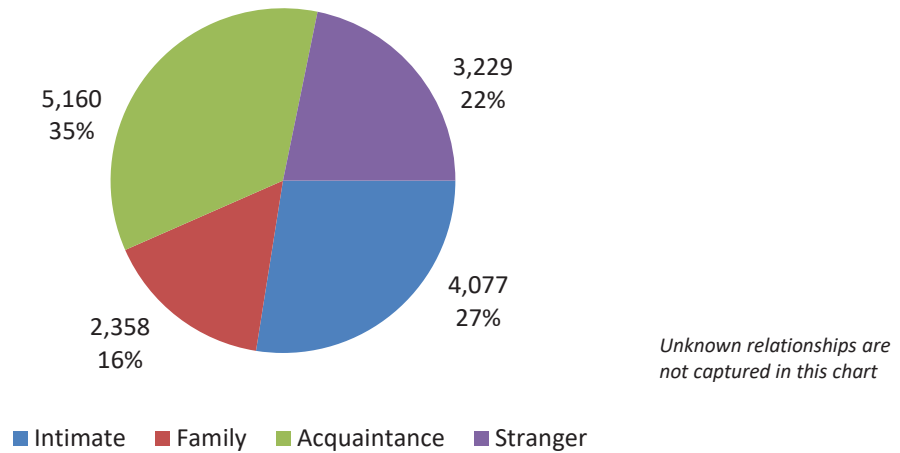
## Number of Offenses by Known Day of Week & Time



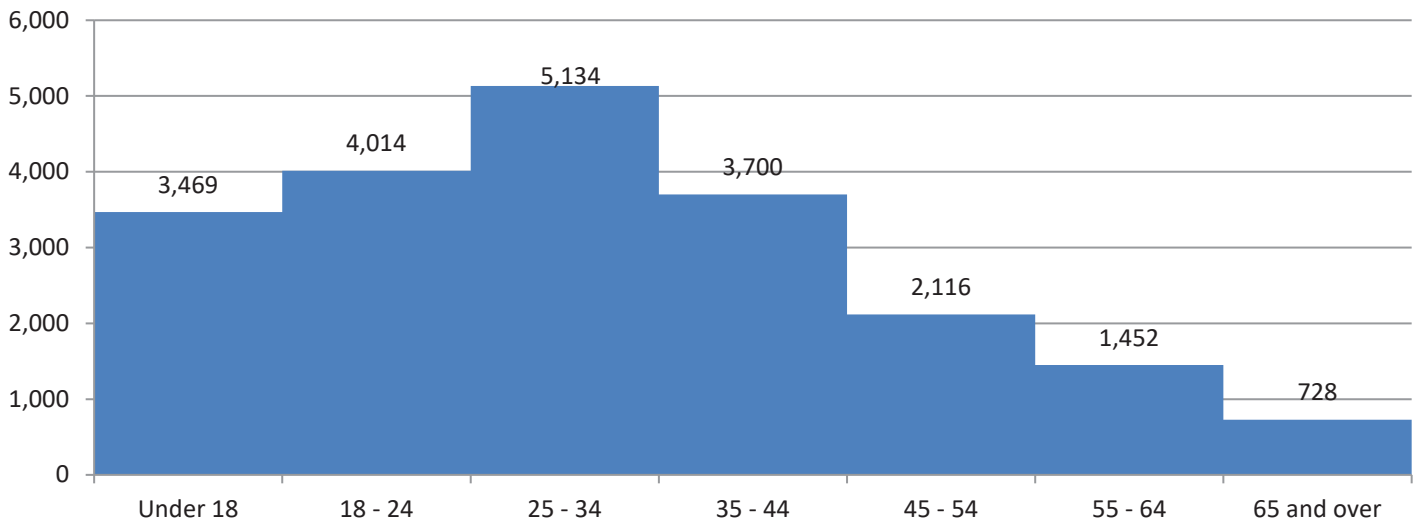
| Offender Suspected of Using          |              |            |
|--------------------------------------|--------------|------------|
| Offense Type                         | Alcohol      | Drugs      |
| Murder and Nonnegligent Manslaughter | 20           | 20         |
| Forcible Rape                        | 144          | 70         |
| Forcible Sodomy                      | 27           | 27         |
| Sexual Assault With An Object        | 23           | 14         |
| Aggravated Assault                   | 1,009        | 336        |
| Robbery                              | 64           | 45         |
| <b>Total</b>                         | <b>1,287</b> | <b>512</b> |

# Violent Crime

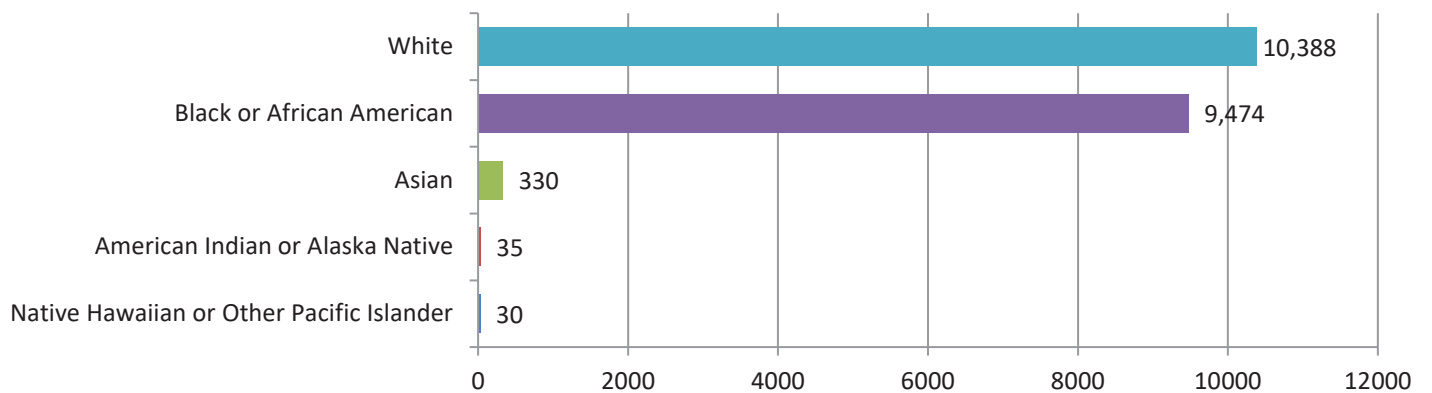
## Known Victim to Offender Relationship



## Number of Victims by Known Age



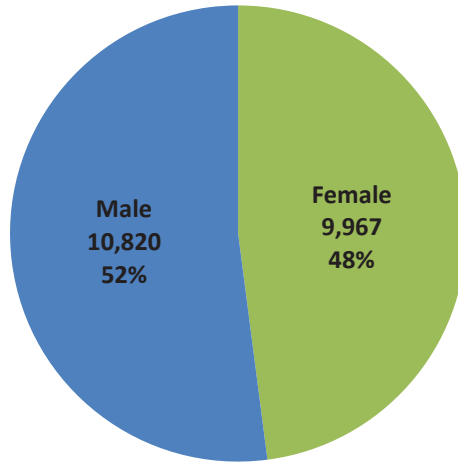
## Number of Victims by Known Race





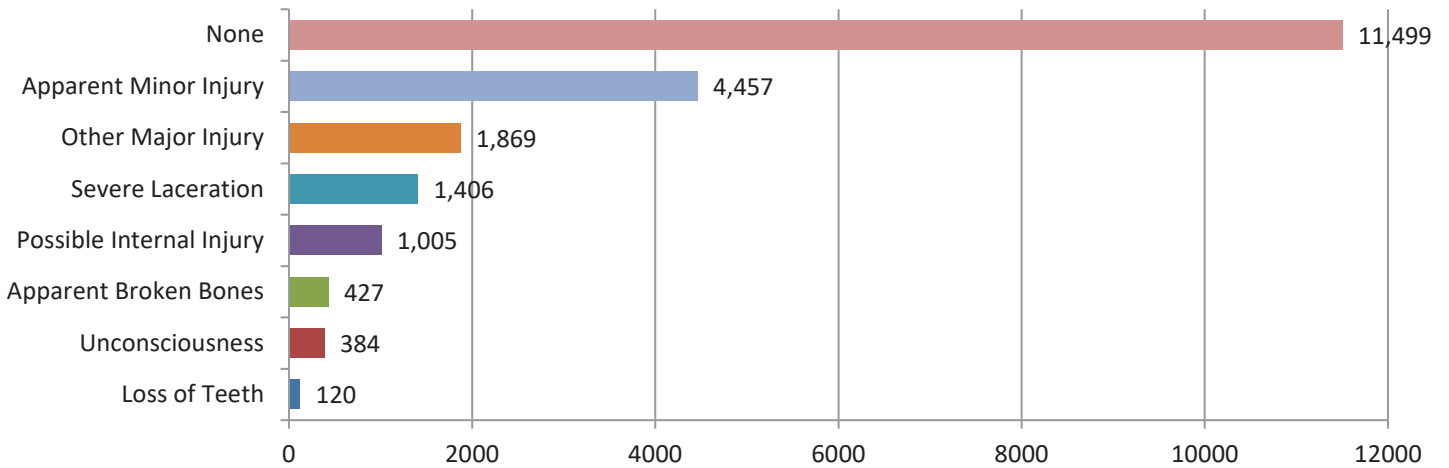
# Violent Crime

## Number of Victims by Known Sex



## Number of Victims by Type of Injury

Up to 5 injuries may be listed per person

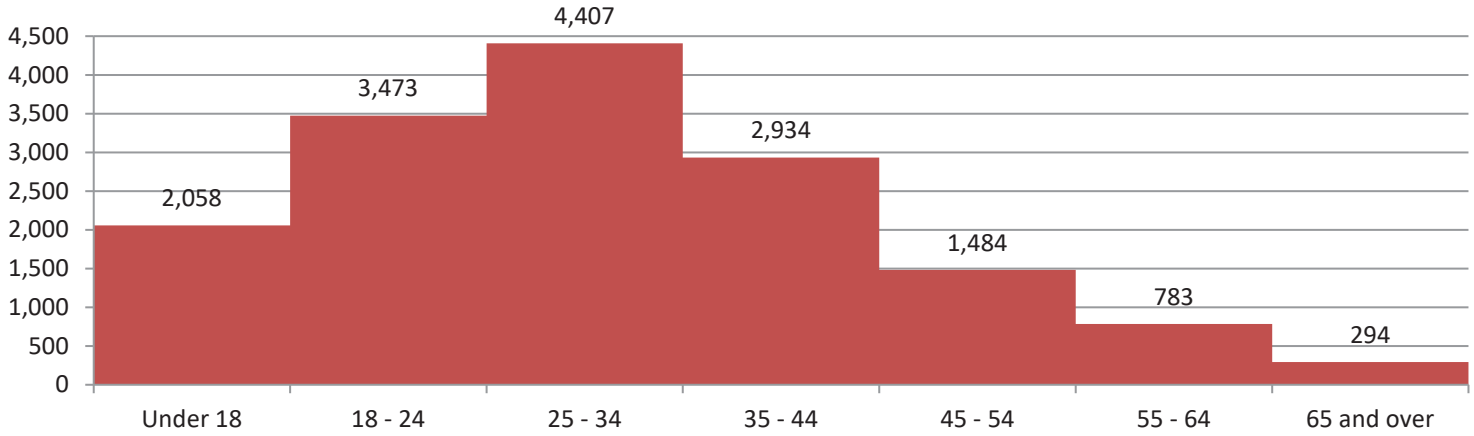


| Type of Injury           | Aggravated Assault | Robbery | Rape* |
|--------------------------|--------------------|---------|-------|
| Apparent Broken Bones    | 398                | 25      | 4     |
| Apparent Minor Injury    | 3,210              | 831     | 422   |
| Loss of Teeth            | 109                | 11      |       |
| None                     | 6,839              | 2,739   | 1,924 |
| Other Major Injury       | 1,750              | 87      | 30    |
| Possible Internal Injury | 753                | 40      | 212   |
| Severe Laceration        | 1,313              | 90      | 3     |
| Unconsciousness          | 350                | 22      | 11    |

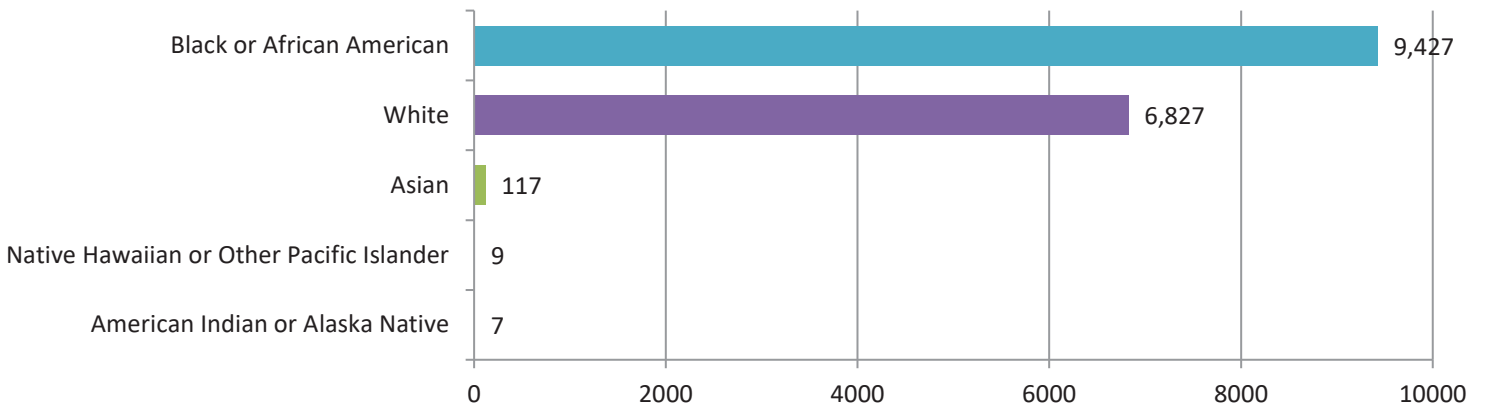
\*Rape includes Forcible Rape, Forcible Sodomy, & Sexual Assault with an Object per FBI definition

# Violent Crime

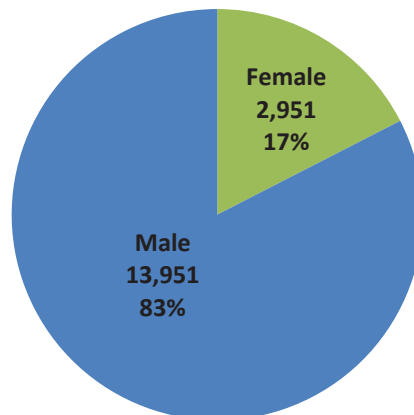
## Number of Offenders by Known Age



## Number of Offenders by Known Race



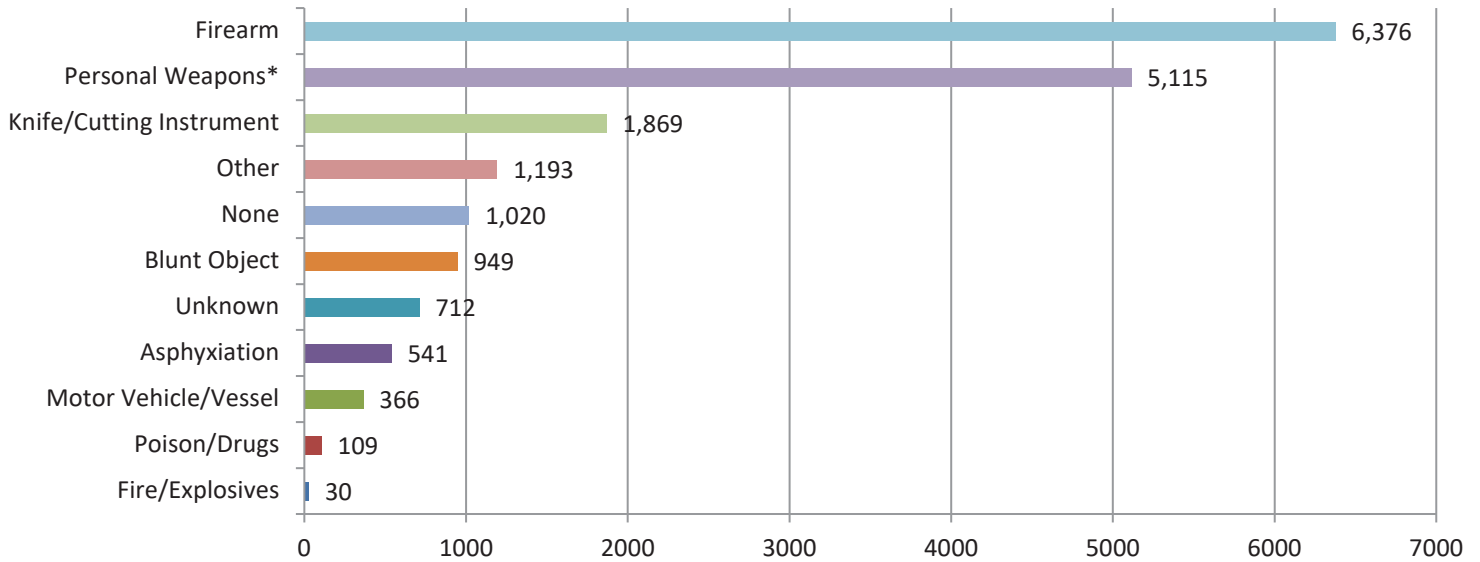
## Number of Offenders by Known Sex



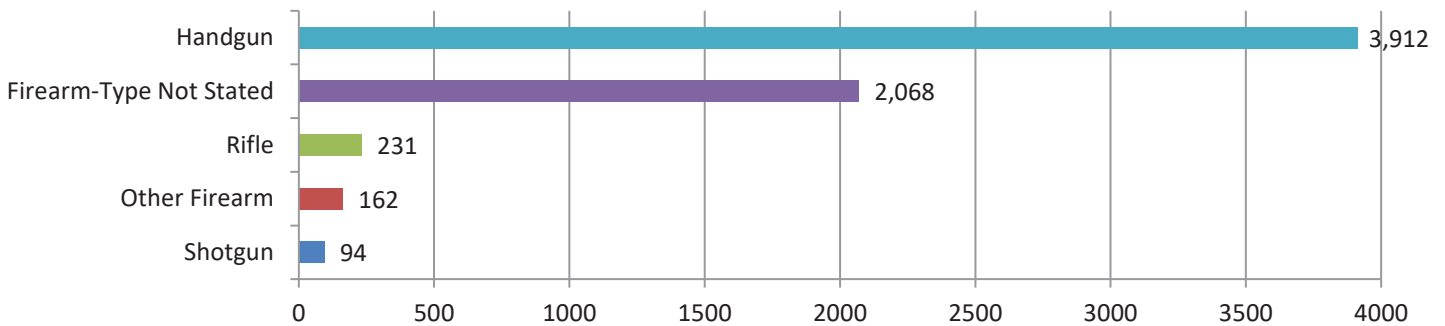
# Violent Crime

## Number of Crimes by Weapon/Force Involved

Up to 3 types may be listed per offense



## Violent Crimes by Type of Firearm Involved



| Type of Weapon/Force Involved | Murder/Non-Negligent Manslaughter |        | Aggravated Assault |         | Total |
|-------------------------------|-----------------------------------|--------|--------------------|---------|-------|
|                               | Manslaughter                      | Rape** | Assault            | Robbery |       |
| Asphyxiation                  | 1                                 | 2      | 534                | 4       | 541   |
| Blunt Object                  | 8                                 | 14     | 840                | 87      | 949   |
| Fire/Explosives               | 3                                 |        | 26                 | 1       | 30    |
| Firearm                       | 465                               | 30     | 4,344              | 1,537   | 6,376 |
| Knife/Cutting Instrument      | 34                                | 22     | 1,477              | 336     | 1,869 |
| Motor Vehicle/Vessel          | 3                                 |        | 360                | 3       | 366   |
| None                          |                                   | 554    | 236                | 230     | 1,020 |
| Other                         | 6                                 | 113    | 964                | 110     | 1,193 |
| Personal Weapons*             | 23                                | 1,598  | 2,503              | 991     | 5,115 |
| Poison/Drugs                  | 6                                 | 22     | 79                 | 2       | 109   |
| Unknown                       | 21                                | 256    | 291                | 144     | 712   |

\*Hands, Fists, Feet, Arms, Teeth, Etc.

\*\*Rape includes Forcible Rape, Forcible Sodomy, & Sexual Assault with an Object per FBI definition



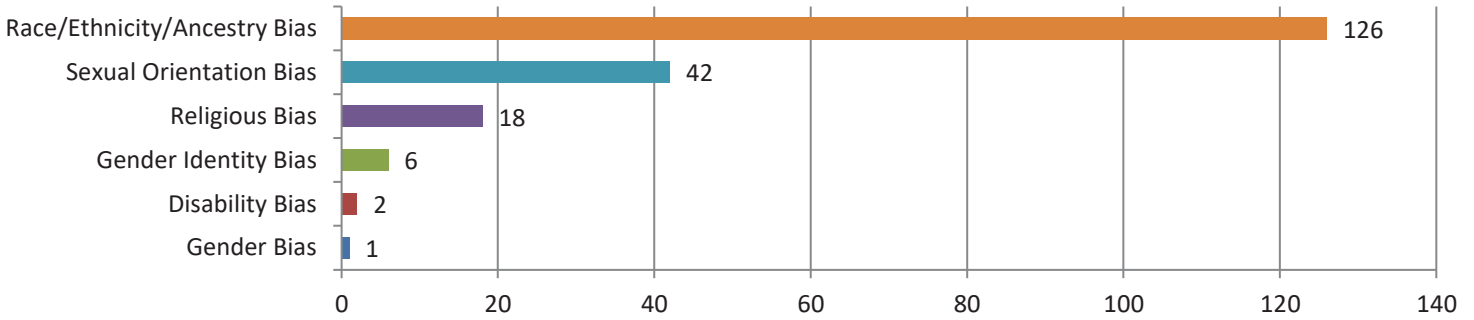
**HATE  
CRIME**

# Hate Crimes

Hate crimes are not separate, distinct offenses, but rather reported crimes motivated by the offender's bias. Because of the difficulty of ascertaining the offender's subjective motivation, bias is reported only if the investigation reveals sufficient information to lead a reasonable and prudent person to conclude that the offender's actions were motivated, in whole or in part, by bias against race, religion, disability, ethnicity or sexual orientation. There were 182 hate crime incidents, covering 189 offenses with 166 individual victims reported by contributing agencies in 2022. Victims may also include Businesses or Religious Organizations, but are not included in demographic information.

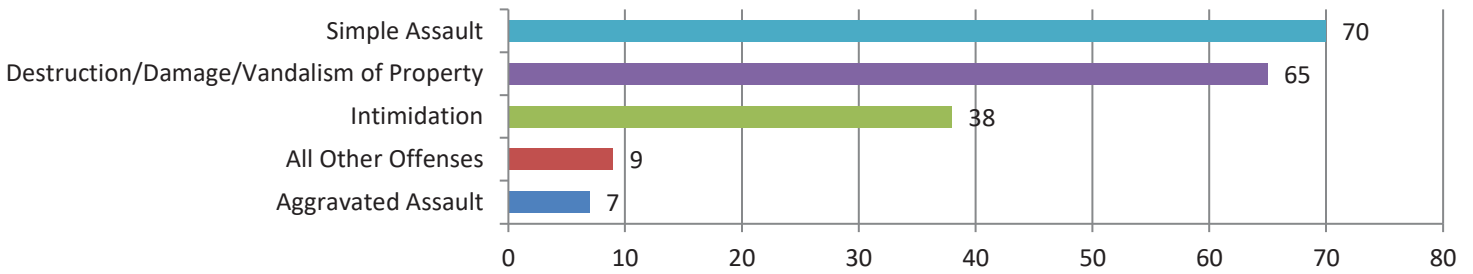
## Number of Hate Crimes by Type of Bias

\*up to 5 bias motivations can be listed per offense



## Number of Hate Crimes by Offense Type

\*up to 5 bias motivations can be listed per offense



## Hate Crimes by Specific Bias Type

### Race/Ethnicity/Ancestry Bias

|                                    |    |
|------------------------------------|----|
| Anti-Black or African American     | 94 |
| Anti-Other Race/Ethnicity/Ancestry | 11 |
| Anti-White                         | 9  |
| Anti-Hispanic or Latino            | 9  |
| Anti-Asian                         | 8  |
| Anti-Multiple Races, Group         | 8  |

### Gender Identity Bias

|                            |   |
|----------------------------|---|
| Anti-Transgender           | 4 |
| Anti-Gender Non-Conforming | 2 |

### Disability Bias

|                        |   |
|------------------------|---|
| Anti-Mental Disability | 2 |
|------------------------|---|

### Sexual Orientation Bias

|   |    |
|---|----|
| Anti-Lesbian, Gay, Bisexual, or Transgender (Mixed Group) | 28 |
| Anti-Gay  | 12 |
| Anti-Lesbian  | 6  |
| Anti-Bisexual   | 1  |

### Religious Bias

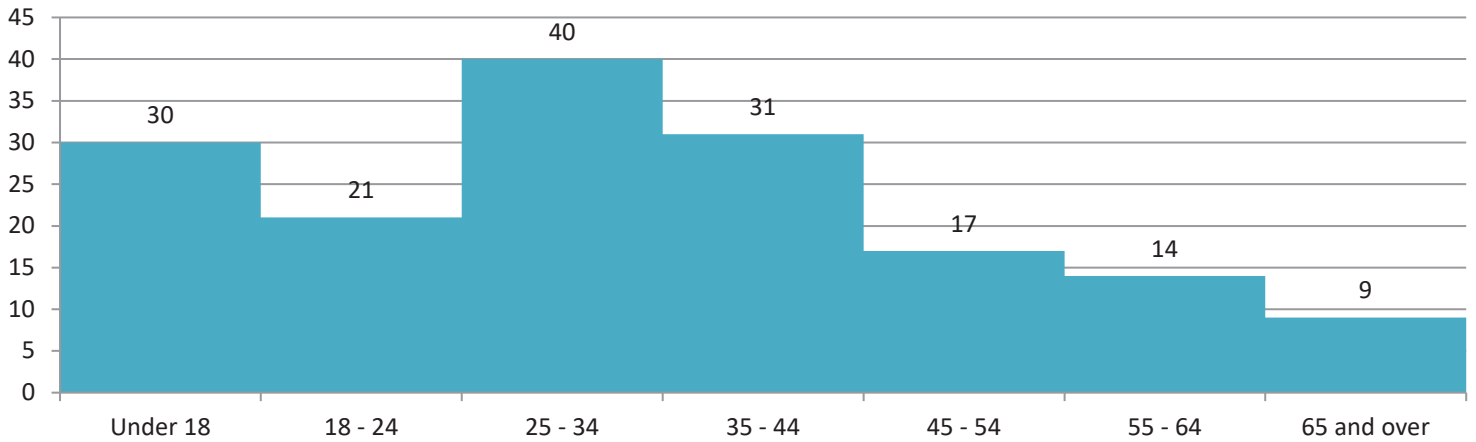
|                       |    |
|-----------------------|----|
| Anti-Jewish           | 11 |
| Anti-Other Christian  | 4  |
| Anti-Islamic (Muslim) | 2  |
| Anti-Catholic         | 1  |

### Gender Bias

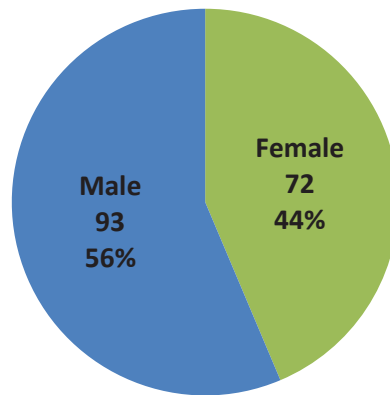
|             |   |
|-------------|---|
| Anti-Female | 1 |
|-------------|---|

# Hate Crimes

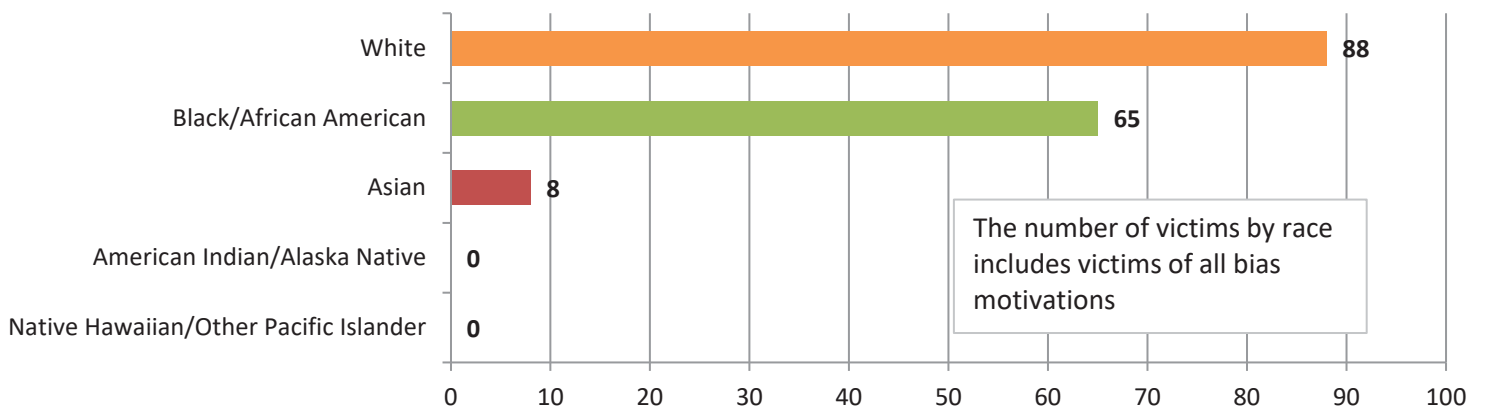
## Number of Victims by Known Age



## Number of Victims by Known Sex



## Number of Victims by Known Race



## Hate Crime Individual Victims by Type of Bias

| <i>Race/Ethnicity/Ancestry Bias</i> | Female   |          |         | Male     |          |         |
|-------------------------------------|----------|----------|---------|----------|----------|---------|
| Race                                | Under 18 | 18 to 34 | Over 34 | Under 18 | 18 to 34 | Over 34 |
| White                               | 3        | 3        | 11      | 4        | 11       | 22      |
| Black or African American           | 6        | 7        | 12      | 2        | 10       | 19      |
| Asian                               | 2        | 3        |         | 1        | 2        |         |

| <i>Religious Bias</i> | Female   |          |         | Male     |          |         |
|-----------------------|----------|----------|---------|----------|----------|---------|
| Race                  | Under 18 | 18 to 34 | Over 34 | Under 18 | 18 to 34 | Over 34 |
| White                 |          |          | 3       |          | 1        | 3       |

| <i>Sexual Orientation Bias</i> | Female   |          |         | Male     |          |         |
|--------------------------------|----------|----------|---------|----------|----------|---------|
| Race                           | Under 18 | 18 to 34 | Over 34 | Under 18 | 18 to 34 | Over 34 |
| White                          | 3        | 9        | 7       | 3        | 8        | 3       |
| Black or African American      |          | 3        |         | 2        | 5        |         |

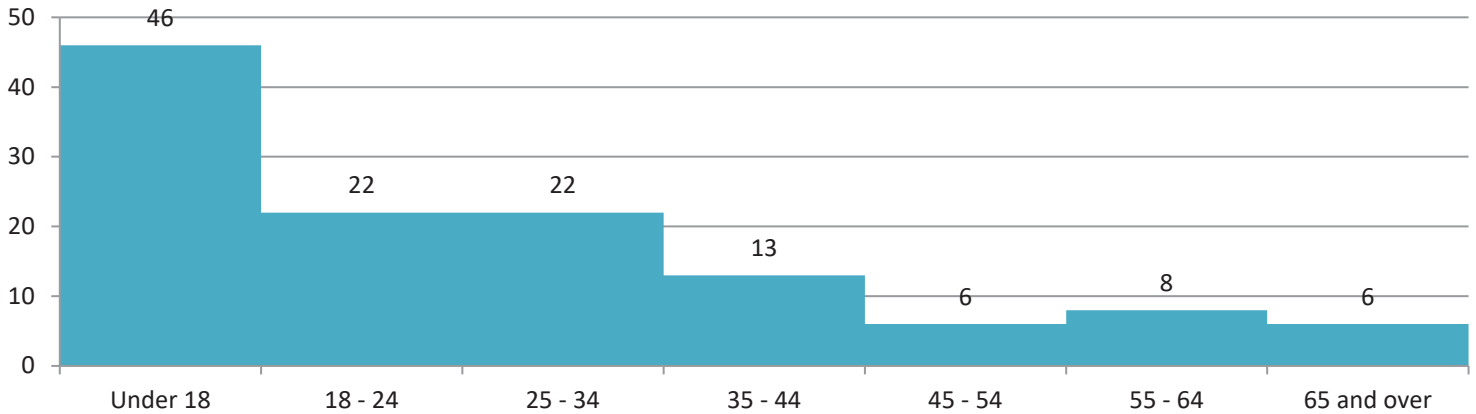
| <i>Disability Bias</i>    | Female   |          |         | Male     |          |         |
|---------------------------|----------|----------|---------|----------|----------|---------|
| Race                      | Under 18 | 18 to 34 | Over 34 | Under 18 | 18 to 34 | Over 34 |
| White                     |          |          |         |          |          | 2       |
| Black or African American |          |          |         | 1        |          |         |

| <i>Gender Bias</i> | Female   |          |         | Male     |          |         |
|--------------------|----------|----------|---------|----------|----------|---------|
| Race               | Under 18 | 18 to 34 | Over 34 | Under 18 | 18 to 34 | Over 34 |
| White              |          | 1        |         |          |          |         |

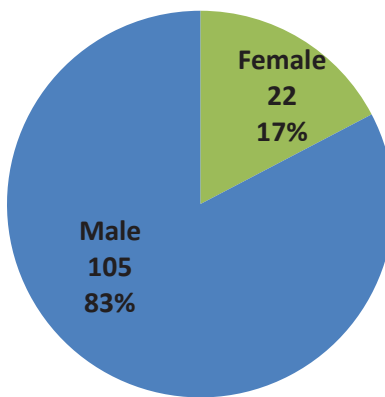
| <i>Gender Identity Bias</i> | Female   |          |         | Male     |          |         |
|-----------------------------|----------|----------|---------|----------|----------|---------|
| Race                        | Under 18 | 18 to 34 | Over 34 | Under 18 | 18 to 34 | Over 34 |
| White                       | 1        |          | 1       | 1        |          | 1       |
| Black or African American   |          |          | 2       |          |          |         |

# Hate Crimes

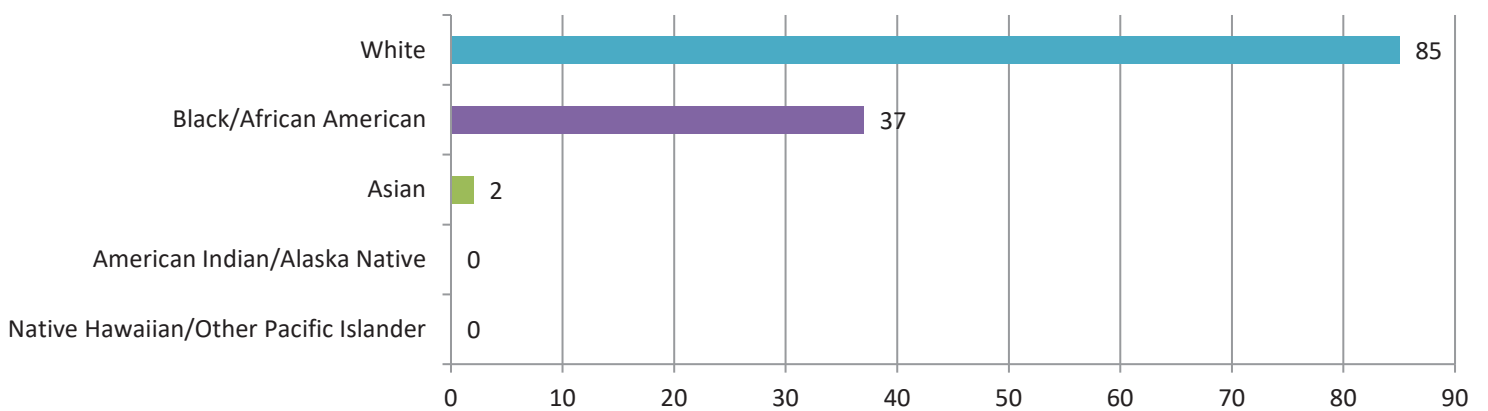
## Number of Offenders by Known Age



## Number of Offenders by Known Sex



## Number of Offenders by Known Race





## Hate Crime Known Offenders by Type of Bias

| <b><i>Race/Ethnicity/Ancestry Bias</i></b> | <b>Female</b>   |                 |                | <b>Male</b>     |                 |                |
|--|-----------------|-----------------|----------------|-----------------|-----------------|----------------|
| <b>Race</b>                                | <b>Under 18</b> | <b>18 to 34</b> | <b>Over 34</b> | <b>Under 18</b> | <b>18 to 34</b> | <b>Over 34</b> |
| White                                      | 4               | 3               | 3              | 12              | 14              | 19             |
| Black or African American                  | 2               | 2               | 3              | 4               | 5               | 8              |
| Asian                                      |                 |                 |                | 2               |                 |                |

| <b><i>Religious Bias</i></b> | <b>Female</b>   |                 |                | <b>Male</b>     |                 |                |
|------------------------------|-----------------|-----------------|----------------|-----------------|-----------------|----------------|
| <b>Race</b>                  | <b>Under 18</b> | <b>18 to 34</b> | <b>Over 34</b> | <b>Under 18</b> | <b>18 to 34</b> | <b>Over 34</b> |
| White                        |                 |                 |                |                 | 3               |                |

| <b><i>Sexual Orientation Bias</i></b> | <b>Female</b>   |                 |                | <b>Male</b>     |                 |                |
|---------------------------------------|-----------------|-----------------|----------------|-----------------|-----------------|----------------|
| <b>Race</b>                           | <b>Under 18</b> | <b>18 to 34</b> | <b>Over 34</b> | <b>Under 18</b> | <b>18 to 34</b> | <b>Over 34</b> |
| White                                 | 2               | 2               |                | 11              | 8               |                |
| Black or African American             |                 | 1               |                | 1               | 6               | 4              |

| <b><i>Disability Bias</i></b> | <b>Female</b>   |                 |                | <b>Male</b>     |                 |                |
|-------------------------------|-----------------|-----------------|----------------|-----------------|-----------------|----------------|
| <b>Race</b>                   | <b>Under 18</b> | <b>18 to 34</b> | <b>Over 34</b> | <b>Under 18</b> | <b>18 to 34</b> | <b>Over 34</b> |
| White                         |                 |                 |                | 1               |                 |                |
| Black or African American     |                 |                 |                | 1               |                 |                |

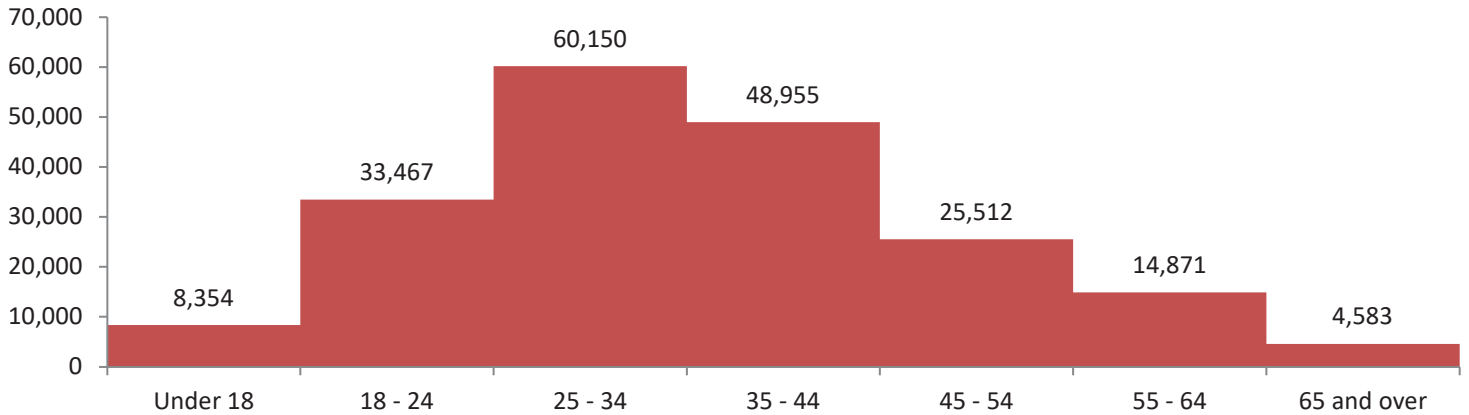
| <b><i>Gender Identity Bias</i></b> | <b>Female</b>   |                 |                | <b>Male</b>     |                 |                |
|------------------------------------|-----------------|-----------------|----------------|-----------------|-----------------|----------------|
| <b>Race</b>                        | <b>Under 18</b> | <b>18 to 34</b> | <b>Over 34</b> | <b>Under 18</b> | <b>18 to 34</b> | <b>Over 34</b> |
| White                              |                 |                 | 1              | 1               |                 | 1              |
| Black or African American          |                 | 1               | 1              | 2               |                 |                |

# ARRESTS

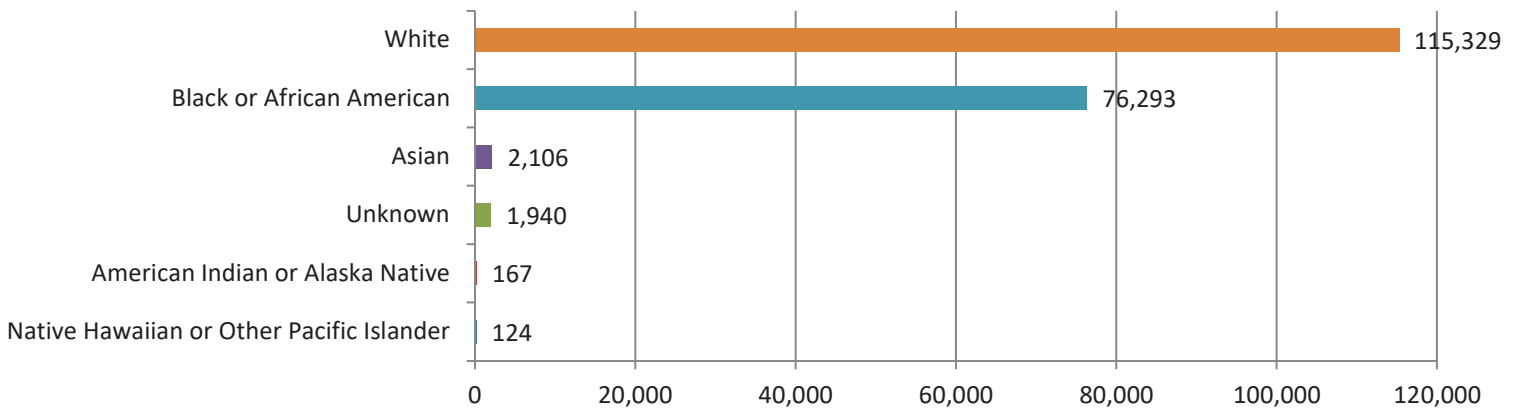
## Arrest Data

In 2022, there were a total of 195,959 arrests for both Group A and Group B offenses. It should be remembered that arrest figures cannot directly be compared to offense figures. Several persons could be arrested for the same offense or the arrest of one person could solve several offenses. For IBR purposes, agencies are instructed to count one arrest each time an individual is issued a summons or taken into custody for committing one or more offenses. A juvenile arrest is counted when an offense is committed and the circumstances are such that if the juvenile had been an adult, an arrest would have been made.

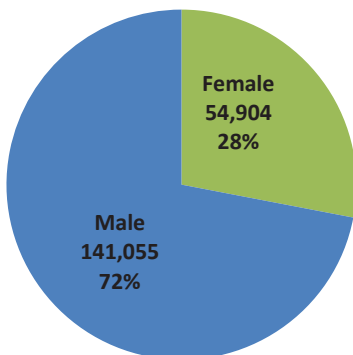
### Number of All Arrestees by Age Range



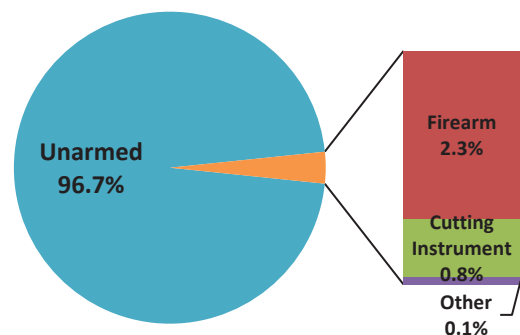
### Number of All Arrestees by Race



### Number of All Arrestees by Sex



### Percent of Arrestees Armed With Weapon



# All Arrests by Offense Type

| Group A Arrests                          | Number of Arrestees | Crimes Against Person<br>Arrestees Percent |
|--|---------------------|--|
| <b>Crimes Against Person</b>             |                     |  |
| Simple Assault                           | 26,379              | 74.2%                                      |
| Aggravated Assault                       | 5,066               | 14.2%                                      |
| Intimidation                             | 1,575               | 4.4%                                       |
| Kidnapping/Abduction                     | 1070                | 3.0%                                       |
| Forcible Fondling                        | 519                 | 1.5%                                       |
| Murder and Nonnegligent Manslaughter     | 336                 | 0.9%                                       |
| Forcible Rape                            | 238                 | 0.7%                                       |
| Forcible Sodomy                          | 149                 | 0.4%                                       |
| Sexual Assault With An Object            | 96                  | 0.3%                                       |
| Negligent Manslaughter                   | 49                  | 0.1%                                       |
| Statutory Rape                           | 46                  | 0.1%                                       |
| Human Trafficking, Commercial Sex Acts   | 26                  | 0.1%                                       |
| Incest                                   | 4                   | 0.0%                                       |
| Human Trafficking, Involuntary Servitude | 0                   | 0.0%                                       |
| <b>Total Crimes Against Person</b>       | <b>35,553</b>       | <b>100.0%</b>                              |

| Group A Arrests                            | Number of Arrestees | Crimes Against Property<br>Arrestees Percent |
|--|---------------------|--|
| <b>Crimes Against Property</b>             |                     |  |
| Shoplifting                                | 8,843               | 31.8%  |
| All Other Larceny                          | 7,479               | 26.9%  |
| Destruction/Damage/Vandalism of Property   | 3,161               | 11.4%  |
| False Pretenses/Swindle/Confidence Game    | 3,007               | 10.8%  |
| Burglary/Breaking & Entering               | 1,712               | 6.2%   |
| Motor Vehicle Theft                        | 1,165               | 4.2%   |
| Robbery                                    | 1,162               | 4.2%   |
| Counterfeiting/Forgery                     | 1016                | 3.7%   |
| Stolen Property Offenses                   | 880                 | 3.2%   |
| Impersonation                              | 752                 | 2.7%   |
| Embezzlement                               | 679                 | 2.4%   |
| Theft From Building                        | 432                 | 1.6%   |
| Pocket-picking                             | 333                 | 1.2%   |
| Identity Theft                             | 294                 | 1.1%   |
| Theft From Motor Vehicle                   | 280                 | 1.0%   |
| Credit Card/Automatic Teller Fraud         | 246                 | 0.9%   |
| Arson                                      | 153                 | 0.5%   |
| Theft of Motor Vehicle Parts/Accessories   | 136                 | 0.5%   |
| Extortion/Blackmail                        | 37                  | 0.1%   |
| Welfare Fraud                              | 25                  | 0.1%   |
| Wire Fraud                                 | 24                  | 0.1%   |
| Theft From Coin Operated Machine or Device | 18                  | 0.1%   |
| Bribery                                    | 15                  | 0.1%   |
| Purse-snatching                            | 14                  | 0.1%   |
| Hacking/Computer Invasion                  | 4                   | 0.0%   |
| <b>Crimes Against Property Total</b>       | <b>31,867</b>       | <b>100.0%</b>                                |

## All Arrests by Offense Type

| <b>Group A Arrests</b>                 | <b>Number of Arrestees</b> | <b>Crimes Against Society Arrestees Percent</b> |
|--|----------------------------|---|
| <b>Crimes Against Society</b>          |                            |   |
| Drug/Narcotic Violations               | 13,545                     | 68.8%   |
| Weapon Law Violations                  | 5,067                      | 25.8%   |
| Pornography/Obscene Material           | 281                        | 1.4%  |
| Drug Equipment Violations              | 265                        | 1.3%  |
| Animal Cruelty                         | 240                        | 1.2%  |
| Assisting or Promoting Prostitution    | 126                        | 0.6%  |
| Prostitution                           | 126                        | 0.6%  |
| Purchasing Prostitution                | 15                         | 0.1%  |
| Betting/Wagering                       | 7                          | 0.0%  |
| Gambling Equipment Violations          | 2                          | 0.0%  |
| Operating/Promoting/Assisting Gambling | 3                          | 0.0%  |
| Sports Tampering                       | 0                          | 0.0%  |
| <b>Crimes Against Society Total</b>    | <b>19,677</b>              | <b>100.0%</b>                                   |

| <b>Group B Arrests</b>               | <b>Number of Arrestees</b> | <b>Group B Arrestees Percent</b> |
|--------------------------------------|----------------------------|----------------------------------|
| All Other Offenses                   | 66,658                     | 61.2%                            |
| Driving Under the Influence          | 17,342                     | 15.9%                            |
| Drunkenness*                         | 10,022                     | 9.2%                             |
| Trespass of Real Property            | 6,254                      | 5.7%                             |
| Disorderly Conduct                   | 5,559                      | 5.1%                             |
| Liquor Law Violations                | 1,703                      | 1.6%                             |
| Family Offenses (Nonviolent)         | 1,039                      | 1.0%                             |
| Curfew/Loitering/Vagrancy Violations | 195                        | 0.2%                             |
| Bad Checks*                          | 84                         | 0.1%                             |
| Peeping Tom*                         | 15                         | 0.0%                             |
| <b>Group B Total</b>                 | <b>108,871</b>             | <b>100.0%</b>                    |

*\*Note: These Group B Arrest Codes were retired by the FBI on January 1, 2021. However, State Police continued to accept the codes in 2022.*

## Number of Arrestees by Offense & Age Range

| Group A Arrests                          | Under 18 | 18 - 24 | 25 - 34 | 35 - 44 | 45 - 54 | 55 - 64 | 65 and over |
|--|----------|---------|---------|---------|---------|---------|-------------|
| <b>Crimes Against Person</b>             |          |         |         |         |         |         |             |
| Murder and Nonnegligent Manslaughter     | 27       | 98      | 114     | 57      | 22      | 14      | 4           |
| Negligent Manslaughter                   | 3        | 11      | 19      | 7       | 4       | 3       | 2           |
| Kidnapping/Abduction                     | 29       | 204     | 375     | 273     | 122     | 53      | 14          |
| Forcible Rape                            | 21       | 61      | 56      | 56      | 26      | 13      | 5           |
| Forcible Sodomy                          | 34       | 11      | 33      | 34      | 19      | 13      | 5           |
| Sexual Assault With An Object            | 11       | 17      | 16      | 18      | 14      | 8       | 12          |
| Forcible Fondling                        | 68       | 61      | 128     | 101     | 68      | 56      | 37          |
| Incest                                   | 1        | 1       | 1       |         | 1       |         |             |
| Statutory Rape                           | 4        | 32      | 7       | 2       |         | 1       |             |
| Aggravated Assault                       | 327      | 1,041   | 1,593   | 1,154   | 550     | 299     | 100         |
| Simple Assault                           | 1,650    | 4,485   | 8,211   | 6,321   | 3,204   | 1,826   | 669         |
| Intimidation                             | 175      | 222     | 441     | 414     | 190     | 97      | 36          |
| Human Trafficking, Commercial Sex Acts   |          | 1       | 11      | 13      | 1       |         |             |
| Human Trafficking, Involuntary Servitude |          |         |         |         |         |         |             |

|                                    |              |              |               |              |              |              |            |
|------------------------------------|--------------|--------------|---------------|--------------|--------------|--------------|------------|
| <b>Crimes Against Person Total</b> | <b>2,350</b> | <b>6,245</b> | <b>11,005</b> | <b>8,450</b> | <b>4,221</b> | <b>2,383</b> | <b>884</b> |
|------------------------------------|--------------|--------------|---------------|--------------|--------------|--------------|------------|

| Group A Arrests                            | Under 18 | 18 - 24 | 25 - 34 | 35 - 44 | 45 - 54 | 55 - 64 | 65 and over |
|--|----------|---------|---------|---------|---------|---------|-------------|
| <b>Crimes Against Property</b>             |          |         |         |         |         |         |             |
| Arson                                      | 23       | 23      | 38      | 28      | 23      | 10      | 8           |
| Bribery                                    |          | 2       | 5       | 6       | 1       | 1       |             |
| Burglary/Breaking & Entering               | 153      | 399     | 486     | 362     | 192     | 109     | 11          |
| Counterfeiting/Forgery                     | 13       | 220     | 301     | 256     | 142     | 77      | 7           |
| Destruction/Damage/Vandalism of Property   | 231      | 703     | 984     | 662     | 311     | 209     | 59          |
| Embezzlement                               | 21       | 191     | 190     | 156     | 88      | 26      | 6           |
| Extortion/Blackmail                        | 5        | 6       | 12      | 6       | 3       | 4       | 1           |
| False Pretenses/Swindle/Confidence Game    | 24       | 481     | 885     | 782     | 465     | 263     | 107         |
| Credit Card/Automatic Teller Fraud         | 24       | 46      | 83      | 62      | 25      | 6       |             |
| Impersonation                              | 14       | 139     | 280     | 196     | 84      | 32      | 7           |
| Welfare Fraud                              |          | 3       | 6       | 8       | 7       | 1       |             |
| Wire Fraud                                 | 2        | 7       | 8       | 3       | 3       | 1       |             |
| Identity Theft                             | 2        | 33      | 86      | 63      | 17      | 7       | 1           |
| Hacking/Computer Invasion                  | 1        | 1       | 3       | 2       |         | 1       |             |
| Robbery                                    | 182      | 345     | 328     | 185     | 65      | 48      | 9           |
| Pocket-picking                             | 38       | 62      | 95      | 62      | 43      | 29      | 4           |
| Purse-snatching                            | 1        | 2       | 5       | 3       | 2       |         | 1           |
| Shoplifting                                | 269      | 1,619   | 2,524   | 2,211   | 1,284   | 776     | 160         |
| Theft From Building                        | 32       | 74      | 128     | 102     | 48      | 41      | 7           |
| Theft From Coin Operated Machine or Device |          | 1       | 5       | 9       | 3       |         |             |
| Theft From Motor Vehicle                   | 50       | 95      | 69      | 41      | 19      | 4       | 2           |
| Theft of Motor Vehicle Parts/Accessories   | 2        | 17      | 42      | 44      | 19      | 11      | 1           |
| All Other Larceny                          | 876      | 1,366   | 2,048   | 1,582   | 918     | 543     | 146         |
| Motor Vehicle Theft                        | 115      | 262     | 346     | 267     | 116     | 49      | 10          |
| Stolen Property Offenses                   | 126      | 265     | 212     | 162     | 80      | 32      | 3           |

|                                      |              |              |              |              |              |              |            |
|--------------------------------------|--------------|--------------|--------------|--------------|--------------|--------------|------------|
| <b>Crimes Against Property Total</b> | <b>2,204</b> | <b>6,362</b> | <b>9,169</b> | <b>7,260</b> | <b>3,958</b> | <b>2,280</b> | <b>550</b> |
|--------------------------------------|--------------|--------------|--------------|--------------|--------------|--------------|------------|

## Number of Arrestees by Offense & Age Range

| <b>Group A Arrests</b>                 | <b>Under 18</b> | <b>18 - 24</b> | <b>25 - 34</b> | <b>35 - 44</b> | <b>45 - 54</b> | <b>55 - 64</b> | <b>65 and over</b> |
|--|-----------------|----------------|----------------|----------------|----------------|----------------|--------------------|
| <b>Crimes Against Society</b>          |                 |                |                |                |                |                |                    |
| Drug/Narcotic Violations               | 564             | 2,031          | 4,323          | 3,769          | 1,863          | 869            | 126                |
| Drug Equipment Violations              | 10              | 18             | 94             | 86             | 37             | 18             | 2                  |
| Betting/Wagering                       | 2               |                | 2              | 2              |                | 1              |                    |
| Operating/Promoting/Assisting Gambling |                 |                | 1              |                | 2              |                |                    |
| Gambling Equipment Violations          |                 | 1              |                |                | 1              |                |                    |
| Sports Tampering                       |                 |                |                |                |                |                |                    |
| Pornography/Obscene Material           | 42              | 54             | 68             | 65             | 25             | 20             | 7                  |
| Prostitution                           |                 | 5              | 30             | 17             | 16             | 5              | 4                  |
| Assisting or Promoting Prostitution    |                 | 17             | 52             | 33             | 14             | 8              | 2                  |
| Purchasing Prostitution                |                 | 1              | 3              | 5              | 2              | 3              | 1                  |
| Weapon Law Violations                  | 385             | 1,631          | 1,593          | 851            | 354            | 181            | 72                 |
| Animal Cruelty                         | 2               | 41             | 63             | 55             | 31             | 28             | 19                 |
| <b>Crimes Against Society Total</b>    | <b>1,005</b>    | <b>3,799</b>   | <b>6,229</b>   | <b>4,883</b>   | <b>2,345</b>   | <b>1,133</b>   | <b>233</b>         |
| <b>Total Group A Arrests</b>           | <b>5,559</b>    | <b>16,406</b>  | <b>26,403</b>  | <b>20,593</b>  | <b>10,524</b>  | <b>5,796</b>   | <b>1,667</b>       |

| <b>Group B Arrests</b>                  | <b>Under 18</b> | <b>18 - 24</b> | <b>25 - 34</b> | <b>35 - 44</b> | <b>45 - 54</b> | <b>55 - 64</b> | <b>65 and over</b> |
|---|-----------------|----------------|----------------|----------------|----------------|----------------|--------------------|
| Bad Checks*                             |                 | 8              | 25             | 26             | 13             | 8              | 4                  |
| Curfew/Loitering/Vagrancy Violations    | 178             | 2              | 5              | 2              | 3              | 5              |                    |
| Disorderly Conduct                      | 94              | 878            | 1,679          | 1,377          | 796            | 578            | 152                |
| Driving Under the Influence             | 73              | 3,039          | 5,787          | 4,158          | 2,344          | 1,444          | 525                |
| Driving Under the Influence - Marijuana |                 | 11             | 16             | 7              | 3              | 3              |                    |
| Drunkenness*                            | 36              | 1,569          | 2,880          | 2,603          | 1,586          | 1,119          | 227                |
| Family Offenses (Nonviolent)            | 40              | 94             | 385            | 362            | 168            | 60             | 9                  |
| Liquor Law Violations                   | 140             | 479            | 162            | 136            | 111            | 113            | 20                 |
| Peeping Tom*                            |                 | 3              | 5              | 4              | 1              | 2              |                    |
| Trespass of Real Property               | 260             | 966            | 1,619          | 1,528          | 851            | 724            | 303                |
| All Other Offenses                      | 1,888           | 9,807          | 21,146         | 18,141         | 9,024          | 4,988          | 1,639              |
| <b>Group B Arrests Total</b>            | <b>2,709</b>    | <b>16,856</b>  | <b>33,709</b>  | <b>28,344</b>  | <b>14,900</b>  | <b>9,044</b>   | <b>2,879</b>       |

*\*Note: These Group B Arrest Codes were retired by the FBI on January 1, 2021. However, State Police continued to accept the codes in 2022.*

# All Arrests by Race

| Group A Arrest Offense                   | White         | Black / African American | American Indian / Alaska Native | Asian      | Native Hawaiian/ Other Pacific Islander | Unknown    |
|--|---------------|--------------------------|---------------------------------|------------|---|------------|
| <b>Crimes Against Person</b>             |               |                          |                                 |            |   |            |
| Murder and Nonnegligent Manslaughter     | 114           | 219                      |                                 | 2          |   | 1          |
| Negligent Manslaughter                   | 25            | 21                       |                                 | 1          |   | 2          |
| Kidnapping/Abduction                     | 568           | 475                      |                                 | 21         | 1                                       | 5          |
| Forcible Rape                            | 168           | 67                       |                                 | 1          |   | 2          |
| Forcible Sodomy                          | 98            | 48                       |                                 | 1          |   | 2          |
| Sexual Assault With An Object            | 72            | 19                       |                                 | 1          |   | 4          |
| Forcible Fondling                        | 339           | 161                      | 3                               | 8          |   | 8          |
| Incest                                   | 3             | 1                        |                                 |            |   |            |
| Statutory Rape                           | 31            | 14                       |                                 |            |   | 1          |
| Aggravated Assault                       | 2,346         | 2,613                    | 4                               | 49         | 3                                       | 51         |
| Simple Assault                           | 14,314        | 11,448                   | 31                              | 374        | 18                                      | 194        |
| Intimidation                             | 851           | 685                      | 2                               | 22         | 2                                       | 13         |
| Human Trafficking, Commercial Sex Acts   | 4             | 22                       |                                 |            |   |            |
| Human Trafficking, Involuntary Servitude |               |                          |                                 |            |   |            |
| <b>Crimes Against Persons Total</b>      | <b>18,933</b> | <b>15,793</b>            | <b>40</b>                       | <b>480</b> | <b>24</b>                               | <b>283</b> |

| Group A Arrest Offense                     | White         | Black / African American | American Indian / Alaska Native | Asian      | Native Hawaiian/ Other Pacific Islander | Unknown    |
|--|---------------|--------------------------|---------------------------------|------------|---|------------|
| <b>Crimes Against Property</b>             |               |                          |                                 |            |   |            |
| Arson                                      | 99            | 53                       |                                 | 1          |   |            |
| Bribery                                    | 11            | 3                        |                                 | 1          |   |            |
| Burglary/Breaking & Entering               | 1,007         | 686                      | 1                               | 7          |   | 11         |
| Counterfeiting/Forgery                     | 595           | 406                      |                                 | 5          |   | 10         |
| Destruction/Damage/Vandalism of Property   | 1,746         | 1,359                    |                                 | 37         | 1                                       | 18         |
| Embezzlement                               | 343           | 321                      | 1                               | 9          |   | 5          |
| Extortion/Blackmail                        | 22            | 15                       |                                 |            |   |            |
| False Pretenses/Swindle/Confidence Game    | 1,476         | 1,451                    | 8                               | 30         | 9                                       | 33         |
| Credit Card/Automatic Teller Fraud         | 148           | 96                       |                                 | 2          |   |            |
| Impersonation                              | 427           | 319                      |                                 | 4          |   | 2          |
| Welfare Fraud                              | 12            | 12                       |                                 |            |   | 1          |
| Wire Fraud                                 | 10            | 13                       |                                 |            |   | 1          |
| Identity Theft                             | 162           | 131                      |                                 | 1          |   |            |
| Hacking/Computer Invasion                  | 2             | 2                        |                                 |            |   |            |
| Robbery                                    | 339           | 813                      |                                 | 8          |   | 2          |
| Pocket-picking                             | 180           | 139                      |                                 | 8          |   | 6          |
| Purse-snatching                            | 8             | 6                        |                                 |            |   |            |
| Shoplifting                                | 4,761         | 3,906                    | 5                               | 96         | 10                                      | 65         |
| Theft From Building                        | 252           | 170                      |                                 | 2          | 1                                       | 7          |
| Theft From Coin Operated Machine or Device | 12            | 6                        |                                 |            |   |            |
| Theft From Motor Vehicle                   | 135           | 136                      |                                 | 3          |   | 6          |
| Theft of Motor Vehicle Parts/Accessories   | 106           | 30                       |                                 |            |   |            |
| All Other Larceny                          | 3,921         | 3,390                    | 6                               | 121        | 2                                       | 39         |
| Motor Vehicle Theft                        | 633           | 504                      | 1                               | 16         |   | 11         |
| Stolen Property Offenses                   | 367           | 506                      |                                 | 6          |   | 1          |
| <b>Crimes Against Property Total</b>       | <b>16,774</b> | <b>14,473</b>            | <b>22</b>                       | <b>357</b> | <b>23</b>                               | <b>218</b> |



# All Arrests by Race

| Group A Arrest Offense                 | White         | Black / African American | American Indian / Alaska Native | Asian      | Native Hawaiian/ Other Pacific Islander | Unknown   |
|--|---------------|--------------------------|---------------------------------|------------|---|-----------|
| <b>Crimes Against Society</b>          |               |                          |                                 |            |   |           |
| Drug/Narcotic Violations               | 8,998         | 4,377                    | 7                               | 106        | 6                                       | 51        |
| Drug Equipment Violations              | 222           | 43                       |                                 |            |   |           |
| Betting/Wagering                       | 3             | 4                        |                                 |            |   |           |
| Operating/Promoting/Assisting Gambling | 2             |                          |                                 |            |   | 1         |
| Gambling Equipment Violations          | 2             |                          |                                 |            |   |           |
| Sports Tampering                       |               |                          |                                 |            |   |           |
| Pornography/Obscene Material           | 223           | 46                       |                                 | 8          |   | 4         |
| Prostitution                           | 43            | 23                       |                                 | 9          |   | 2         |
| Assisting or Promoting Prostitution    | 53            | 57                       | 1                               | 14         |   | 1         |
| Purchasing Prostitution                | 11            | 3                        |                                 | 1          |   |           |
| Weapon Law Violations                  | 1,625         | 3,375                    | 1                               | 27         | 3                                       | 36        |
| Animal Cruelty                         | 160           | 75                       |                                 | 2          | 1                                       | 2         |
| <b>Crimes Against Society Total</b>    | <b>11,342</b> | <b>8,003</b>             | <b>9</b>                        | <b>167</b> | <b>10</b>                               | <b>97</b> |

| Group B Arrest                          | White          | Black / African American | American Indian / Alaska Native | Asian        | Native Hawaiian/ Other Pacific Islander | Unknown      |
|---|----------------|--------------------------|---------------------------------|--------------|---|--------------|
| Bad Checks*                             | 50             | 33                       |                                 |              |   | 1            |
| Curfew/Loitering/Vagrancy Violations    | 82             | 108                      | 1                               | 1            |   | 3            |
| Disorderly Conduct                      | 3,481          | 1,958                    | 13                              | 60           | 4                                       | 43           |
| Driving Under the Influence             | 12,001         | 4,772                    | 15                              | 284          | 19                                      | 251          |
| Driving Under the Influence - Marijuana | 19             | 21                       |                                 |              |   |              |
| Drunkenness*                            | 7,515          | 2,246                    | 22                              | 118          | 4                                       | 117          |
| Family Offenses (Nonviolent)            | 508            | 515                      | 1                               | 5            |   | 10           |
| Liquor Law Violations                   | 1,300          | 333                      | 4                               | 31           | 2                                       | 33           |
| Other Offenses                          | 47,502         | 27,577                   | 57                              | 637          | 39                                      | 932          |
| Peeping Tom*                            | 8              | 5                        |                                 | 2            |   |              |
| Trespass of Real Property               | 3,364          | 2,728                    | 5                               | 84           | 3                                       | 70           |
| All Other Offenses                      | 39,929         | 25,293                   | 35                              | 517          | 35                                      | 814          |
| <b>Group B Arrest Total</b>             | <b>115,759</b> | <b>65,589</b>            | <b>153</b>                      | <b>1,739</b> | <b>106</b>                              | <b>2,274</b> |

\*Note: These Group B Arrest Codes were retired by the FBI on January 1, 2021. However, State Police continued to accept the codes in 2022.

## All Arrests by Sex

| Group A Arrest Offense                   | Female        | Male          |
|--|---------------|---------------|
| <b>Crimes Against Person</b>             |               |               |
| Murder and Nonnegligent Manslaughter     | 26            | 310           |
| Negligent Manslaughter                   | 6             | 43            |
| Kidnapping/Abduction                     | 132           | 938           |
| Forcible Rape                            | 4             | 234           |
| Forcible Sodomy                          | 2             | 147           |
| Sexual Assault With An Object            | 5             | 91            |
| Forcible Fondling                        | 20            | 499           |
| Incest                                   |               | 4             |
| Statutory Rape                           | 1             | 45            |
| Aggravated Assault                       | 1,054         | 4,012         |
| Simple Assault                           | 8,937         | 17,442        |
| Intimidation                             | 332           | 1,243         |
| Human Trafficking, Commercial Sex Acts   | 1             | 25            |
| Human Trafficking, Involuntary Servitude |               |               |
| <b>Crimes Against Persons Total</b>      | <b>10,520</b> | <b>25,033</b> |

| Group A Arrest Offense                     | Female        | Male          |
|--|---------------|---------------|
| <b>Crimes Against Property</b>             |               |               |
| Arson                                      | 28            | 125           |
| Bribery                                    | 2             | 13            |
| Burglary/Breaking & Entering               | 257           | 1,455         |
| Counterfeiting/Forgery                     | 328           | 688           |
| Destruction/Damage/Vandalism of Property   | 752           | 2,409         |
| Embezzlement                               | 334           | 345           |
| Extortion/Blackmail                        | 8             | 29            |
| False Pretenses/Swindle/Confidence Game    | 941           | 2,066         |
| Credit Card/Automatic Teller Fraud         | 93            | 153           |
| Impersonation                              | 225           | 527           |
| Welfare Fraud                              | 14            | 11            |
| Wire Fraud                                 | 4             | 20            |
| Identity Theft                             | 108           | 186           |
| Hacking/Computer Invasion                  | 2             | 2             |
| Robbery                                    | 128           | 1,034         |
| Pocket-picking                             | 108           | 225           |
| Purse-snatching                            | 7             | 7             |
| Shoplifting                                | 4,180         | 4,663         |
| Theft From Building                        | 137           | 295           |
| Theft From Coin Operated Machine or Device | 2             | 16            |
| Theft From Motor Vehicle                   | 40            | 240           |
| Theft of Motor Vehicle Parts/Accessories   | 17            | 119           |
| All Other Larceny                          | 2,533         | 4,946         |
| Motor Vehicle Theft                        | 242           | 923           |
| Stolen Property Offenses                   | 152           | 728           |
| <b>Crimes Against Property Total</b>       | <b>10,642</b> | <b>21,225</b> |

## All Arrests by Sex

| Group A Arrest Offense                 | Female       | Male          |
|--|--------------|---------------|
| <b>Crimes Against Society</b>          |              |               |
| Drug/Narcotic Violations               | 3,705        | 9,840         |
| Drug Equipment Violations              | 110          | 155           |
| Betting/Wagering                       |              | 7             |
| Operating/Promoting/Assisting Gambling | 1            | 2             |
| Gambling Equipment Violations          | 1            | 1             |
| Sports Tampering                       |              |               |
| Pornography/Obscene Material           | 32           | 249           |
| Prostitution                           | 28           | 49            |
| Assisting or Promoting Prostitution    | 67           | 59            |
| Purchasing Prostitution                |              | 15            |
| Weapon Law Violations                  | 507          | 4,560         |
| Animal Cruelty                         | 105          | 135           |
| <b>Crimes Against Society Total</b>    | <b>4,556</b> | <b>15,072</b> |

| Group B Arrest Offense               | Female        | Male          |
|--------------------------------------|---------------|---------------|
| Bad Checks*                          | 39            | 76            |
| Curfew/Loitering/Vagrancy Violations | 92            | 159           |
| Disorderly Conduct                   | 621           | 1,748         |
| Driving Under the Influence          | 4,223         | 12,631        |
| Drunkenness*                         | 2,530         | 9,953         |
| Family Offenses (Nonviolent)         | 335           | 783           |
| Liquor Law Violations                | 293           | 868           |
| Peeping Tom*                         |               | 36            |
| Trespass of Real Property            | 1,320         | 3,711         |
| All Other Offenses                   | 19,113        | 47,545        |
| <b>Group B Arrests Total</b>         | <b>28,566</b> | <b>77,510</b> |

*\*Note: These Group B Arrest Codes were retired by the FBI on January 1, 2021. However, State Police continued to accept the codes in 2022.*

## Gang Related Criminal Information\*

| State Code   | Arrests |
|--|---------|
| §18.2-46.2 Prohibited criminal street gang participation.                                    | 58      |
| §18.2-46.3 Recruitment of persons for criminal street gang; penalty.                         | 1       |
| §18.2-46.3:1 Third or subsequent conviction of criminal street gang crimes.                  | 0       |
| §18.2-46.3:3 Enhanced punishment for gang activity taking place in a school zone; penalties. | 0       |
| §18.2-55.1 Hazing of youth gang members unlawful; criminal liability.                        | 0       |

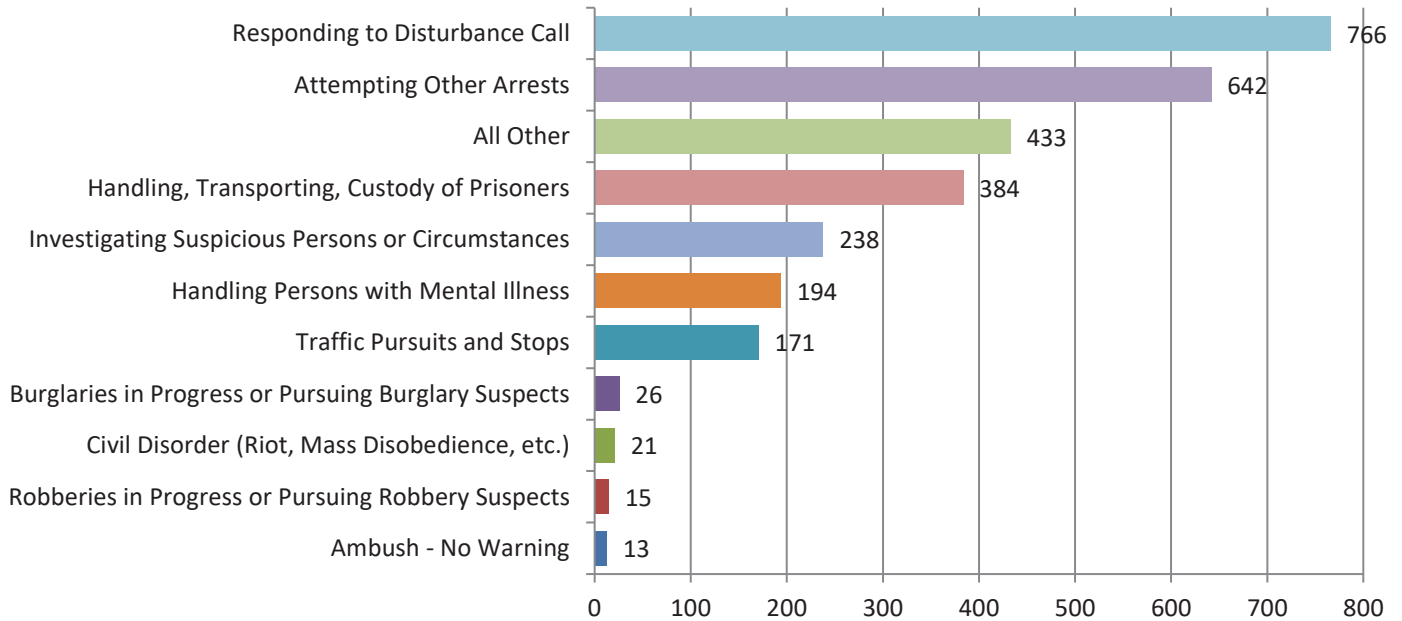
*\* "§ 52-28.1. Reporting gang related criminal information; inclusion in annual Crime in Virginia report. The Department of State Police shall include arrest statistics for violation of §§ 18.2-46.2, 18.2-46.3, 18.2-46.3:1, 18.2-46.3:3, and 18.2-55.1 in the annual Crime in Virginia report."*

**LAW  
ENFORCEMENT  
OFFICERS  
KILLED  
AND  
ASSAULTED**

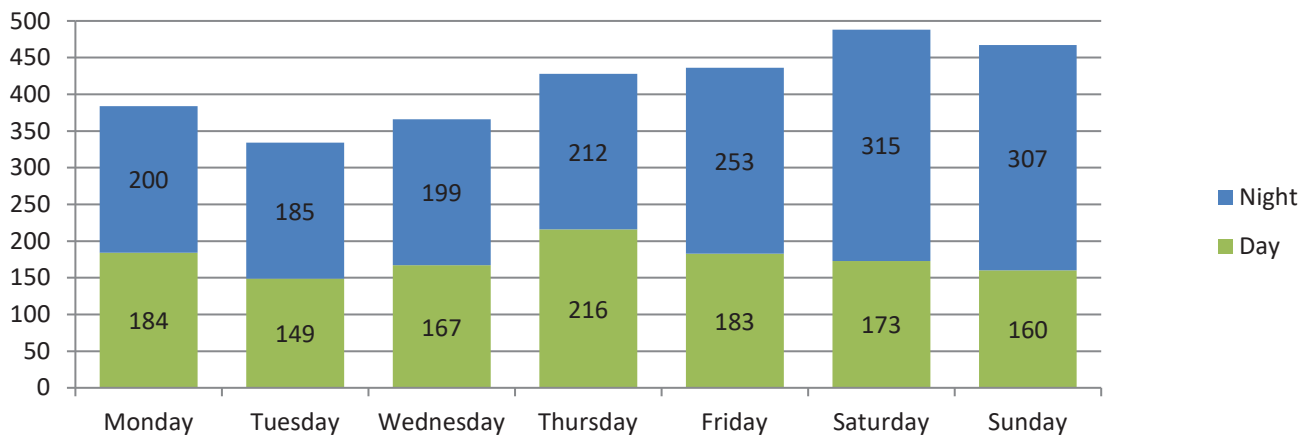
# Law Enforcement Officers Killed or Assaulted

Through the Incident Based Reporting program, additional information is collected on law enforcement officers assaulted and feloniously killed in the line of duty. During 2022, contributing agencies reported that two officers were feloniously killed in the line of duty and there were 2,903 other assaults on officers. A new method of data aggregation reflects a higher number than reported in previous years. Additional information pertaining to law enforcement officers killed and assaulted is contained in an annual summary published by the FBI's National Uniform Crime Reporting Program.

## Number of Victims by Officer Activity Type

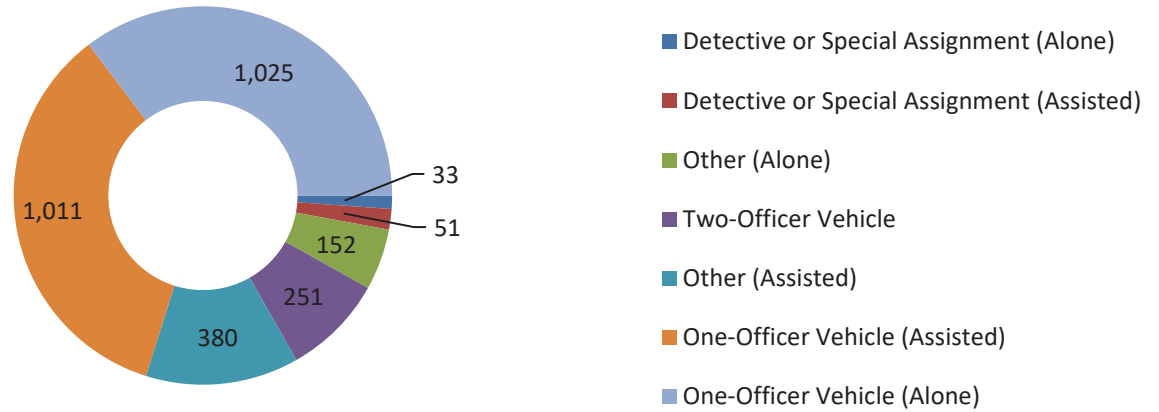


## Number of Offenses by Day of Week and Time



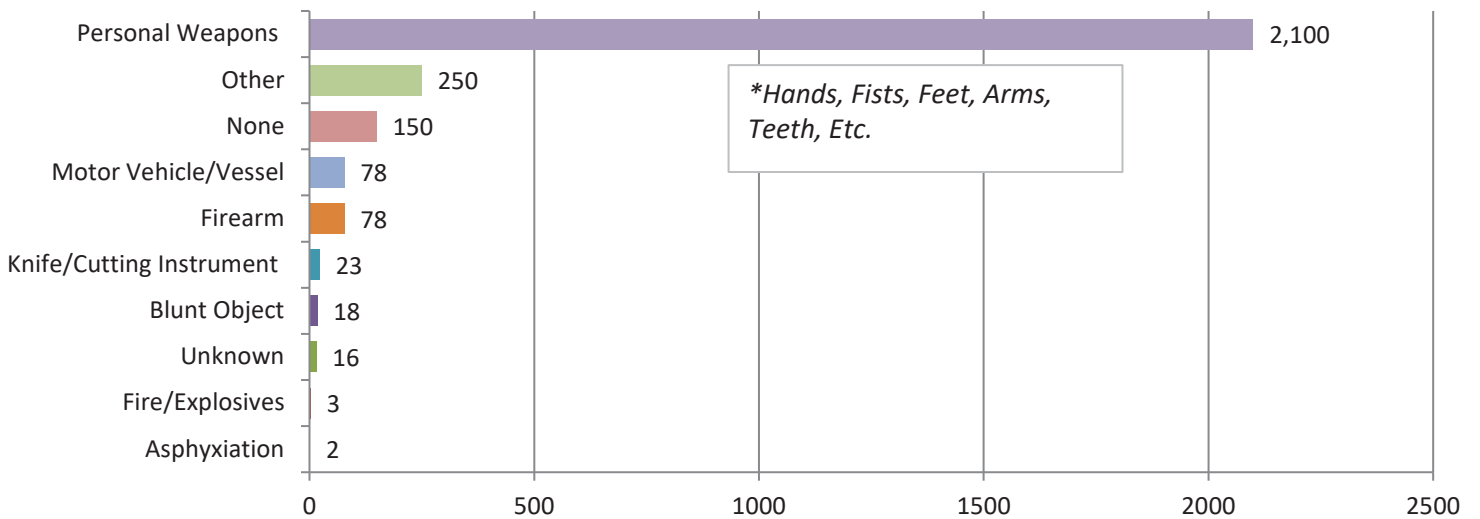
# Law Enforcement Officers Killed or Assaulted

## Number of Victims by Officer Assignment



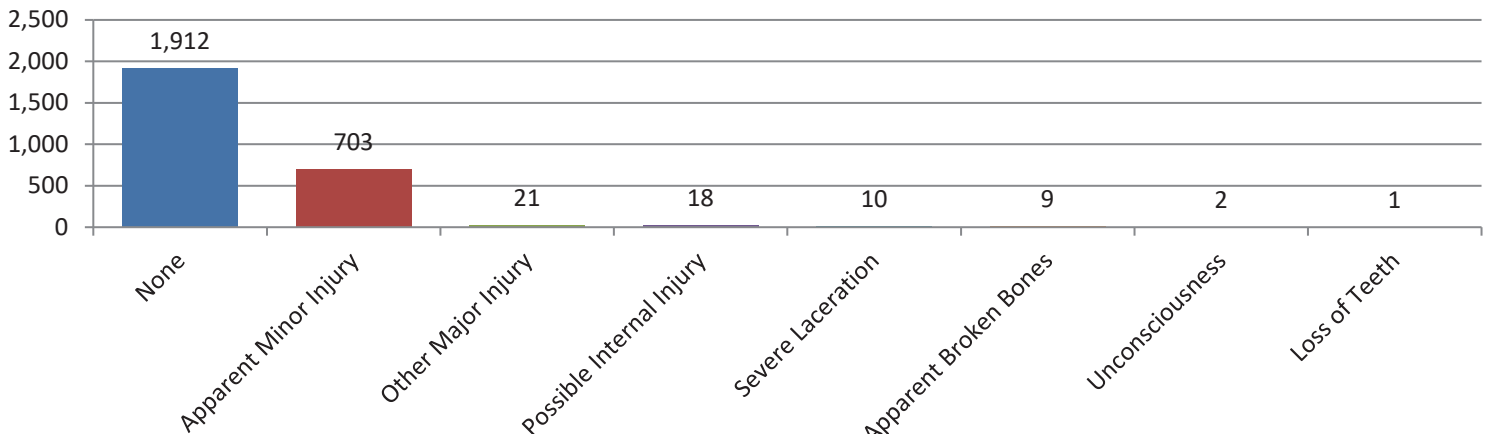
## Number of Victims by Type of Weapon/Force Used

up to 3 types per offense



## Number of Victims by Type of Injury

up to 5 injuries may be listed per person (murder offenses do not capture injury type)





**OFFICER  
INVOLVED  
SHOOTINGS**

## Officer-Involved Shootings 2022

The 2016 session of the General Assembly passed an amendment adding § 52-28.2 which specifies the reporting requirement for all Officer Involved Shootings.\*

§ 52-28.2. Reporting of officer-involved shootings; inclusion in annual Crime in Virginia report. The Department of State Police shall include any officer-involved shooting and whether such shooting was determined to be justified in the annual Crime in Virginia report.\*\*

| Incident Date     | Town, City Or County of Offense | Agency of Officer Involved           | # Fatalities | # Injuries | Status    |
|-------------------|---------------------------------|--------------------------------------|--------------|------------|-----------|
| January 4, 2022   | Chantilly                       | Fairfax County Police Department     |              | 1          | Justified |
| January 4, 2022   | Hampton                         | Hampton Police Department            |              | 1          | Justified |
| January 14, 2022  | Patrick County                  | Virginia State Police                | 1            |            | Justified |
| February 6, 2022  | Willis                          | Floyd County Sheriff's Office        | 1            |            | Justified |
| February 8, 2022  | Gladstone                       | Amherst County Sheriff's Office      |              | 1          | Justified |
| February 12, 2022 | Norfolk                         | Norfolk Police Department            |              | 1          | Justified |
| February 15, 2022 | Lorton                          | Fairfax County Police Department     |              | 1          | Justified |
| March 6, 2022     | Richmond                        | Richmond Police Department           | 1            |            | Pending   |
| March 14, 2022    | Covington                       | Covington Police Department          | 1            |            | Justified |
|                   |                                 | Alleghany County Sheriff's Office    |              |            |           |
| March 18, 2022    | Potomac Falls                   | Loudoun County Sheriff's Office      | 1            |            | Pending   |
| March 26, 2022    | Virginia Beach                  | Virginia Beach Police Department     |              | 1          | Justified |
| April 9, 2022     | Grundy                          | Grundy Police Department             |              | 1          | Justified |
| June 1, 2022      | Prince George County            | Hopewell Police Department           | 1            |            | Justified |
| June 9, 2022      | Alleghany County                | Alleghany County Sheriff's Office    |              | 1          | Justified |
| June 19, 2022     | Coeburn                         | Dickenson County Sheriff's Office    | 1            |            | Justified |
| June 19, 2022     | Portsmouth                      | Portsmouth Police Department         |              | 1          | Pending   |
| June 21, 2022     | Norfolk                         | Norfolk Police Department            | 1            |            | Pending   |
| June 30, 2022     | Springfield                     | Fairfax County Police Department     | 1            |            | Justified |
| July 2, 2022      | Chesterfield                    | Chesterfield County Sheriff's Office |              | 1          | Pending   |
| July 5, 2022      | Herndon                         | Herndon Police Department            |              | 1          | Justified |
| July 7, 2022      | McLean                          | Fairfax County Police Department     | 1            |            | Justified |
| July 13, 2022     | Highland Springs                | Henrico Police Department            | 1            |            | Pending   |
| July 18, 2022     | Spotsylvania                    | Spotsylvania County Sheriff's Office |              | 1          | Justified |
| July 20, 2022     | Norfolk                         | Norfolk Sheriff's Office             | 1            |            | Pending   |
| July 22, 2022     | Norfolk                         | Portsmouth Police Department         |              | 1          | Justified |
| July 25, 2022     | Richmond                        | Richmond Police Department           |              | 1          | Justified |
| July 25, 2022     | Woodstock                       | Woodstock Police Department          | 1            |            | Justified |
|                   |                                 | Shenandoah County Sheriff's Office   |              |            |           |



| <b>Incident Date</b> | <b>Town, City Or County of Offense</b> | <b>Agency of Officer Involved</b>     | <b># Fatalities</b> | <b># Injuries</b> | <b>Status</b> |
|----------------------|--|---------------------------------------|---------------------|-------------------|---------------|
| August 2, 2022       | Falls Church                           | Fairfax County Police Department      |                     | 1                 | Pending       |
| August 26, 2022      | Blacksburg                             | Montgomery County Sheriff's Office    | 1                   |                   | Justified     |
|                      |  | Blacksburg Police Department          |                     |                   |               |
| August 29, 2022      | Albemarle                              | Orange County Sheriff's Office        | 1                   |                   | Justified     |
|                      |  | Albemarle County Police Department    |                     |                   |               |
| August 31, 2022      | Norfolk                                | Norfolk Police Department             |                     | 2                 | Justified     |
| September 1, 2022    | Woodbridge                             | Prince William Police Department      | 1                   | 1                 | Justified     |
|                      |  | Manassas Police Department            |                     |                   |               |
| September 28, 2022   | Henrico                                | Henrico Police Department             |                     | 1                 | Pending       |
| October 9, 2022      | Roanoke                                | Roanoke City Police Department        |                     | 1                 | Justified     |
| October 14, 2022     | Arlington                              | Arlington County Police Department    |                     | 1                 | Justified     |
| October 25, 2022     | Chesterfield                           | Chesterfield County Police Department |                     | 1                 | Justified     |
| November 22, 2022    | Glade Spring                           | Washington County Sheriff's Office    | 1                   |                   | Justified     |
| December 1, 2022     | Virginia Beach                         | Virginia Beach Police Department      | 1                   |                   | Justified     |
| December 1, 2022     | Henry                                  | Henry County Sheriff's Office         | 1                   |                   | Pending       |
| December 9, 2022     | Lexington                              | Buena Vista City Sheriff's Office     | 1                   |                   | Justified     |
| December 19, 2022    | Mineral                                | Louisa County Sheriff's Office        | 1                   |                   | Justified     |
| December 22, 2022    | Portsmouth                             | Portsmouth Police Department          | 1                   |                   | Pending       |
| December 31, 2022    | Lynchburg                              | Lynchburg Police Department           |                     | 1                 | Justified     |

\*\* Officer-involved shooting is defined as the discharge of a firearm by a law-enforcement officer (see § 9.1-101), that results in the death or serious bodily injury of another. Serious bodily injury is defined as, "Bodily injury that involves a substantial risk of death, unconsciousness, extreme physical pain, protracted and obvious disfigurement, or protracted loss or impairment of the function of a bodily member, organ, or mental faculty (18 U.S. Code § 2246)."



**LAW  
ENFORCEMENT  
EMPLOYEES**

## Full-Time Law Enforcement Employees as of October 31, 2022


| Agency Type                   | Full Time Officer |              | Full Time Civilian |              | Total         |
|-------------------------------|-------------------|--------------|--------------------|--------------|---------------|
|                               | Male              | Female       | Male               | Female       |               |
| County Total (Towns included) | 9,879             | 1,840        | 635                | 1,999        | 14,353        |
| City Total                    | 5,756             | 1,643        | 423                | 1,402        | 9,224         |
| Other Agency Total            | 1,272             | 304          | 224                | 231          | 2,031         |
| College & University Total    | 586               | 102          | 246                | 191          | 1,125         |
| Virginia State Police         | 1,742             | 134          | 264                | 507          | 2,647         |
| <b>TOTAL</b>                  | <b>19,235</b>     | <b>4,023</b> | <b>1,792</b>       | <b>4,330</b> | <b>29,380</b> |

There is 1 sworn full time law enforcement officer per 374 people in the Commonwealth of Virginia.

*Additional agencies have been included in this count that are not represented in previous years. This total represents 356 law enforcement agencies.*



The following section will give specific information for each Virginia law enforcement agency. For agencies without full year submission, footnote represents number of months of data submitted.



**VIRGINIA  
CRIME  
ONLINE**

# Virginia Crime Online

Additional reports, some previously included in Crime In Virginia, are now available on Virginia Crime Online.

Data available includes Arrests by Jurisdiction and Offense and individual agency NIBRS Agency Crime Overviews.

To see online data, please select the 'Public-View Reporting Site' option at <https://va.beyond2020.com>



The screenshot shows the Virginia State Police website navigation menu. At the top is the Virginia State Police logo and the text "Virginia State Police". Below this are three main navigation categories: "Public", "Law Enforcement Agency (LEA)", and "Admin".

| Public                              | Law Enforcement Agency (LEA)   | Admin                               |
|-------------------------------------|--|-------------------------------------|
| <a href="#">View Reporting Site</a> | <a href="#">View Reporting Site (Review Reports Here)</a><br><a href="#">View Repository Site (Submit Data Files Here)</a> | <a href="#">View Reporting Site</a> |

The data is dynamic and may not match the static publication.